

# 2017 MUNICIPAL DATA SHEET

(Must Accompany 2017 Budget)

**MUNICIPALITY:** City of Orange Township

**COUNTY:** Essex

<u>Dwayne Warren</u> <b>Mayor's Name</b>	<u>6/30/2020</u> <b>Term Expires</b>
---	---

Governing Body Members	
Name	Term Expires
<u>Donna K. Williams, President</u>	<u>6/30/2020</u>
<u>Kerry Coley, Vice President</u>	<u>6/30/2018</u>
<u>Jamie Summers-Johnson</u>	<u>6/30/2018</u>
<u>Harold Johnson Jr.</u>	<u>6/30/2018</u>
<u>Tency A. Eason</u>	<u>6/30/2018</u>
<u>Christopher Jackson</u>	<u>6/30/2020</u>
<u>Adrienne Wooten</u>	<u>6/30/2020</u>
_____	_____
_____	_____
_____	_____
_____	_____

Municipal Officials	
<u>Joyce L Lanier</u> Municipal Clerk	{ <u>                    </u> <b>Date of Orig. Appt.</b>
_____	<b>Cert No.</b>
<u>Carl Smith</u> Tax Collector	_____
_____	<b>Cert No.</b>
<u>Joy Lascari</u> Chief Financial Officer	_____
_____	<b>N-0857</b> <b>Cert No.</b>
<u>McEnerney, Brady Division of O-Connor Davis</u> Registered Municipal Accountant	_____
_____	<b>539</b> <b>Lic No.</b>
<u>Eric Pennington</u> Municipal Attorney	_____

**Official Mailing Address of Municipality**

City of Orange Township

29 North Day Street

Orange, NJ 07050

**Fax #:** (973) 674-6994

**Please attach this to your 2017 Budget and Mail to:**

Director, Division of Local Government Service  
 Department of Community Affairs  
 PO Box 803  
 Trenton NJ 08625

Division Use Only	
Municode: _____	_____
Public Hearing Date: _____	_____

# 2017 MUNICIPAL BUDGET


Municipal Budget of the \_\_\_\_\_ City \_\_\_\_\_ of \_\_\_\_\_ Orange Township \_\_\_\_\_ County of Essex \_\_\_\_\_ for the Fiscal Year 2017.

It is hereby certified the Budget and Capital Budget annexed hereto and hereby made a part hereof is a true copy of the Budget and Capital Budget approved by resolution of the Governing Body on the

7th day of March, 2017

and that public advertisement will be made in accordance with the provisions of N.J.S. 40A:4-6 and N.J.A.C. 5:30-4.4(d).

Certified by me, this 8th day of March, 2017

  
Clerk

City of Orange Township

Address

29 North Day Street, Orange, NJ 07050

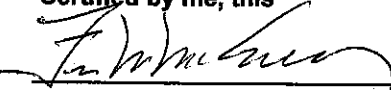
Address

(973) 266-4025

Phone Number

It is hereby certified that the approved Budget annexed hereto and hereby made a part is an exact copy of the original on file with the Clerk of the Governing Body, that all additions are correct, all statements contained herein are in proof, and the total of anticipated revenues equals the total of appropriations.

Certified by me, this 16 day of March, 2017

  
#539  
Francis McEnerney, CPA, RMA

PFK O'CONNOR DAVIES COMPANY  
293 Eisenhower Parkway, Liv, NJ 07039

Address


(973) 535-2880

Phone Number

McEnerney, Brady & Company  
293 Eisenhower Parkway, Liv, NJ 07039

It is hereby certified that the approved Budget annexed hereto and hereby made a part is an exact copy of the original of file with the Clerk of the Governing Body, that all additions are correct, all statements contained herein are in proof, the total of anticipated revenues equals the total of appropriations and the budget is in full compliance with the Local Budget Law, N.J.S. 40A:4-1 et seq.

Certified by me, this 7th day of March, 2017

  
Joy Lascari  
Chief Financial Officer

DO NOT USE THESE SPACES

### CERTIFICATION OF ADOPTED BUDGET

(Do not advertise this Certification form)

### CERTIFICATION OF APPROVED BUDGET

It is hereby certified that the amount to be raised by taxation for local purposes has been compared with the approved Budget previously certified by me and any changes required as a condition to such approval have been made. The adopted budget is certified with respect to the foregoing only.

It is hereby certified that the Approved Budget made part hereof complies with the requirements of law, and approval is given pursuant to N.J.S. 40A:4-79.

STATE OF NEW JERSEY  
Department of Community Affairs  
Director of the Division of Local Government Services

STATE OF NEW JERSEY  
Department of Community Affairs  
Director of the Division of Local Government Services

Dated: \_\_\_\_\_ 2016

By: \_\_\_\_\_

Dated: \_\_\_\_\_ 2016

By: \_\_\_\_\_

## MUNICIPAL BUDGET NOTICE

**Section 1.**

Municipal Budget of the City of Orange Township, County of Essex for the Calendar Year 2017

Be it Resolved, that the following statements of revenues and appropriations shall constitute the Municipal Budget for the Year 2016

Be it Further Resolved, that said Budget be published in the Record - Transcript

in the issue of April 13, 2017

The Governing Body of the City of Orange Township does hereby approve the following as the Budget for the year 2016.

	Ayes	Nays	Abstained		
<b>RECORDED VOTE</b> (INSERT LAST NAME)	Coley Eason Jackson Johnson, Jr. Summers-Johnson Wooten Council Pres. Williams	[ ] [ ] [ ] [ ] [ ] [ ] [ ]	[ ] [ ] [ ] [ ] [ ] [ ] [ ]	[ ] [ ] [ ] [ ] [ ] [ ] [ ]	[ ] [ ] [ ] [ ] [ ] [ ] [ ]

Notice is hereby given that the Budget and Tax Resolution was approved by the Governing Body of the City of Orange Township, County of Essex, on March 7, 2017

A Hearing on the Budget and Tax Resolution will be held at City Hall, on APRIL 18, 2017 at

6:00 o'clock ~~(A.M.)~~ (P.M.) at which time and place objections to said Budget and Tax Resolution for the year 2016 may be presented by taxpayers or other interested persons.  
(Cross out one)

# EXPLANATORY STATEMENT

## SUMMARY OF CURRENT FUND SECTION OF APPROVED BUDGET

				YEAR 2017	
General Appropriations For:(Reference to item and sheet number should be omitted in advertised budget)				XXXXXXXXXXXXXXXXXXXX	XX
1. Appropriations within "CAPS"-				XXXXXXXXXXXXXXXXXXXX	XX
(a) Municipal Purposes {(item H-1, Sheet 19)(N.J.S. 40A:4-45.2)}				53,755,339.07	
2. Appropriations excluded from "CAPS"				XXXXXXXXXXXXXXXXXXXX	
(a) Municipal Purposes {item H-2, Sheet 28}(N.J.S. 40A:4-45.3 as amended)}				7,397,439.71	
(b) Local District School Purposes in Municipal Budget(item K, Sheet 29)				334,798.00	
Total General Appropriations excluded from "CAPS"(item O, sheet 29)				7,732,237.71	
3. Reserve for Uncollected Taxes (item M, Sheet 29) Based on Estimated				4,528,000.00	
				Percent of Tax Collections	
				Building Aid Allowance	2016-\$ <u>185,097.00</u>
4 Total General Appropriations (item 9, Sheet 29)				for Schools-State Aid	2015-\$ <u>185,899.00</u>
5. Less: Anticipated Revenues Other Than Current Property Tax (item 5, Sheet 11)					
(i.e. Surplus, Miscellaneous Revenues and Receipts from Delinquent Taxes)				22,704,984.17	
6. Difference: Amount to be Raised by Taxes for Support of Municipal Budget (as follows)					
(a) Local Tax for Municipal Purposes Including Reserve for Uncollected Taxes (item 6(a), Sheet 11)				42,673,821.07	
(b) Addition to Local District School Tax (item 6(b), Sheet 11)				149,701.00	
(c) Minimum Library Tax				487,070.54	

**EXPLANATORY STATEMENT - (Continued)**  
**SUMMARY OF 2016 APPROPRIATIONS EXPENDED AND CANCELED**

	General Budget		Water Utility		Utility		Utility	
Budget Appropriations - Adopted Budget	64,585,900.94		10,050,000.00					
Budget Appropriation Added by N.J.S 40A:4-87			-					
Emergency Appropriations	1,350,000.00		2,500,000.00					
Total Appropriations	65,935,900.94		12,550,000.00					
Expenditures								
Paid or Charged (Including Reserve for Uncollected Taxes)	63,254,142.18		12,051,335.00					
Reserved	2,675,467.16		449,263.00					
Unexpended Balances Canceled	6,291.60		49,402.00					
Total Expenditures and Unexpended Balances Cancelled	2,681,758.76		498,665.00					
Overexpenditures*	5,604.07							

\*See Budget Appropriation items so marked to the right of column "Expended 2016 Reserved."

EXPLANATORY STATEMENT - (Continued)

**BUDGET MESSAGE**

1. General

To the Residents of the City of Orange Township:

The 2017 Budget submitted herewith reflects the amount necessary for the support of the Municipal Operations.

Health Benefits

Chapter 78, Public Laws of 2011 impelmented requirements for all loacal units to begin collecting a minimum of 1.5% of employee salaries to offset employer health care costs. LFN 20R-2011 outlined a plan to gradually increase employee contribution to a maximum % of premium calculated relative to salary. All employee contributions to health benefits are now at the maximum rate.

City Budget Appropriation	9,741,500.00
Estimated Employee Contributions	<u>1,413,868.00</u>
 Total Estimate Health Benefits Costs	 <u>11,155,368.00</u>

II. Appropriations "CAP"

Chapter 68, Public Laws of 1976 and the 2009 revisions of Chapter 149, places limits on municipal expenditures commonly referred to as the "CAP", which is actually calculated by a method established by the Law.

The actual calculation is somewhat complex, but in general it works as follows: Starting with the 2013 Budget for Total General Appropriations, the following figures are deducted; Reserve for Uncollected Taxes, Debt Service, Capital Improvements, Other Operations Excluded from the "CAP", Emergency Authorizations and State or Federal Aid. Multiply this figure by 0.5%, this gives you the basic "CAP" or the increase in appropriations over the 2013 Total General Appropriations.

In addition to the increase allowed above, other increases are allowed

- o increases funded by the added valuation from new construction and improvements
- o amounts approved by referendum.
- o amounts available from prior year "CAP" banks

NOTE:

Sheet 3b(1)

MANDATORY MINIMUM BUDGET MESSAGE MUST INCLUDE THE FOLLOWING:

1. HOW THE 1977 "CAP" WAS CALCULATED. (Explain in words what the "CAPS" mean and show the figures.)
2. 2010 "CAP" LEVY CAP WORKBOOK SUMMARY
3. A SUMMARY BY FUNCTION OF THE APPROPRIATIONS THAT ARE SPREAD AMONG MORE THAN ONE OFFICIAL LINE ITEM  
(e.g. if Police S&W appears in the regular section and also under "Operations Excluded from "CAPS" section, combine the figures for purposes of citizen understanding.)
4. INFORMATION OR A SCHEDULE SHOWING THE AMOUNTS CONTRIBUTED FROM EMPLOYEES, THE EMPLOYER SHARE AND THE TOTAL COST HEALTH CARE COVERAGE (Refer to LFN 2011-4).

**EXPLANATORY STATEMENT - (Continued)**  
**BUDGET MESSAGE**

II. Appropriation "CAP" (Continued)		III. Tax Levy Cap	
<p>The actual "CAP" for this municipality is subject to review and approval by the Division of Local Government Services in the State Department of Community Affairs. The calculation upon which this budget was prepared is as follows:</p>		<p>Chapter 44 of the Laws of 2011 established a formula that limits increases in the municipal tax levy. The levy cap is in addition to the existing appropriation CAP for municipalities. The core of the formula is a 2.0% increase to the previous year's tax levy, which is then subject to various exclusions. The formula to calculate the 2017 tax levy CAP is as follows:</p>	
Total Appropriations for the CY 2016 Budget	\$ 63,126,991	Amount to be Raised by Taxation - CY 2016 Budget	\$ 41,480,700
		Less: Prior Year Deferred Charges	805,417
			<u>\$ 40,675,283</u>
<u>Modifications:</u>		2% Allowable Increase	<u>813,506</u>
Less:			
Public and Private Programs- Excluded From CAPS	\$ 2,233,406	Adjusted Tax Levy, Prior to Exclusions	41,488,789
Capital Improvements	535,000		
Interlocal Service Agreement	36,400		
Municipal Debt Service	1,947,110		
Transferred to Board of Education	333,203		
Deferred Charges	909,253		
Reserve For Uncollected Taxes	4,329,331	Exclusions:	
Other Operations	<u>961,294</u>	Allowable Health Benefit Increase	-
		Allowable Pension Obligation Increase	66,352
		Deferred Charges - Emergencies	<u>200,000</u>
Total Modifications	11,284,997		266,352
Amount Which "CAP" is Applied	51,841,994	Less: Cancelled or Unexpended Exclusions	(5,299)
0.5% "CAP"	259,210	Add:	
Additional 3% - Ordinance	1,555,260	CY 2015 Cap Bank	283,362
Value of New Construction	<u>99,356</u>	CY 2016 Cap Bank	541,261
		Value of New Construction	<u>99,356</u>
Total Allowable General Appropriations for Mun. Purposes Within "CAP"	53,755,820	Maximum Allowed Amount to be Raised by Taxes - 2017	<u>42,673,821</u>
Total General Appropriations Subject to "CAP" Set forth in this Budge	<u>53,755,339</u>	Amount to be Raised by Taxes Set Forth in this Budge	<u>42,673,821</u>
Available "CAP" Bank	\$ <u>481</u>	Available "CAP" Bank	\$ <u>-</u>

Sheet 3b(2)

**NOTE:**

**MANDATORY MINIMUM BUDGET MESSAGE MUST INCLUDE A SUMMARY OF:**

1. HOW THE 1977 "CAP" WAS CALCULATED. (Explain in words what the "CAPS" mean and show the figures.)
2. 2010 "CAP" LEVY CAP WORKBOOK SUMMARY
3. A SUMMARY BY FUNCTION OF THE APPROPRIATIONS THAT ARE SPREAD AMONG MORE THAN ONE OFFICIAL LINE ITEM (e.g. if Police S&W appears in the regular section and also under "Operations Excluded from "CAPS" section, combine the figures for purposes of citizen understanding.)
4. INFORMATION OR A SCHEDULE SHOWING THE AMOUNTS CONTRIBUTED FROM EMPLOYEES, THE EMPLOYER SHARE AND THE TOTAL COST HEALTH CARE COVERAGE (Refer to LFN 2011-4).

## CURRENT FUND- ANTICIPATED REVENUES

GENERAL REVENUES	FCOA	Anticipated				Realized in Cash	
		2017		2016		in 2016	
<b>1. Surplus Anticipated</b>	08-101	4,760,548.00		2,110,000.00		2,110,000.00	
<b>2. Surplus Anticipated with Prior Written Consent of Director of Local Government Services</b>	08-102						
<b>Total Surplus Anticipated</b>	08-100						
<b>3. Miscellaneous Revenues - Section A: Local Revenues</b>	xxxxxxx	xxxxxxxxxxxxxxxxxxxx	xxxxxx	xxxxxxxxxxxxxxxxxxxx	xxxxxx	xxxxxxxxxxxxxxxxxxxx	xxxxxx
Licenses:	xxxxxxx	xxxxxxxxxxxxxxxxxxxx	xxxxxx	xxxxxxxxxxxxxxxxxxxx	xxxxxx	xxxxxxxxxxxxxxxxxxxx	xxxxxx
Alcoholic Beverages	08-103	57,965.00		61,500.00		57,965.00	
Other	08-104	45,886.00		68,000.00		45,886.00	
Fees and Permits	08-105	486,980.00		394,500.00		486,986.08	
Fines and Costs:	xxxxxxx	xxxxxxxxxxxxxxxxxxxx	xxxxxx	xxxxxxxxxxxxxxxxxxxx	xxxxxx	xxxxxxxxxxxxxxxxxxxx	xxxxxx
Municipal Court	08-110	1,035,600.00		991,500.00		1,035,616.72	
Other	08-109						
Interest and Costs on Taxes	08-112	592,870.00		750,000.00		592,872.38	
Interest and Costs on Assessments	08-115						
Parking Meters	08-111	229,000.00		89,700.00		229,005.62	
Interest on Investments and Deposits	08-113	1,800.00				1814.73	
Anticipated Utility Operating Surplus	08-114						
Rent Leveling Fees	08-105	50,000.00		47,000.00		50,000.00	
Building Aid Allowance for School State Aid - Ch. 8	09-205	185,097.00		185,899.00		184,214.00	
Franchise Fee from Cable TV Gross Revenue Collection per N.J.S.A. 48:5A-30	08-117	122,200.00		96,000.00		122,296.50	
Sale of SREC's	08-119			0.00			



**CURRENT FUND- ANTICIPATED REVENUES-(continued)**

GENERAL REVENUES	FCOA	Anticipated		Realized in Cash	
		2017	2016	in 2016	
<b>3. Miscellaneous Revenues - Section A: Local Revenues (continued):</b>					
Our Lady of Mt. Carmel Sr Citizens (PILOT)	08-120-001	137,066.50	129,978.00	137,066.50	
Millennium Homes (PILOT)	08-120-002	26,236.00	25,126.00	26,236.00	
S. Essex Urban Renewal (PILOT)	08-120-003	80,860.25	76,550.00	80,860.25	
Salem Towers (PILOT)	08-120-004	144,842.50	163,403.00	144,842.50	
Orange Park Apartments (PILOT)	08-120-005	162,261.00	159,111.00	162,261.00	
Oakwood Towers (PILOT)	08-120-006	256,807.00	335,517.00	256,807.00	
Transport of NJ (PILOT)	08-120-007	105,521.00	105,521.00	107,019.00	
The Berkley, South Cener Street (PILOT)	08-120-008	29,422.00	31,862.00	29,422.00	
Lincoln Court (PILOT)	08-120-009	96,338.14	107,173.46	96,338.14	
Project Live (PILOT)	08-120-010	5,719.05	7,148.81	5,719.05	
New Community Corp (PILOT)	08-120-011	49,960.50	50,794.00	49,960.50	
307 Washington Street (PILOT)	08-120-112	83,818.06	82,611.92	83,818.06	
Grand Central Senior Housing (PILOT)	08-120-113	38,496.00	38,496.00	38,496.00	
Central Orange Village II (PILOT)	08-120-114	54,097.00	54,913.00	54,097.00	
Washington Dodd (PILOT)	08-120-115	493,405.63	466,633.74	493,405.63	
Walter G Phase I (PILOT)	08-120-116	52,256.64	21,026.16	52,256.64	
Walter G Phase I (PILOT) prior year		0.00	12,968.89	18,161.19	
Walter G Phase II (PILOT)	08-120-118	34,475.53	12,555.90	34,475.53	
Walter G Phase II (PILOT) prior year		0.00	7,439.66	7,439.66	
L & M Development Partners (PILOT)	08-120-117	195,268.16	58,700.00	221,114.46	
Total PILOT Revenues		2,046,850.96	1,947,529.54	2,099,796.11	
Total Section A: Local Revenues	08-001	4,854,248.96	4,631,628.54	4,906,453.14	



**CURRENT FUND- ANTICIPATED REVENUES-(continued)**

GENERAL REVENUES	FCOA	Anticipated				Realized in Cash	
		2017		2016		in 2016	
<b>3. Miscellaneous Revenues - Section C: Dedicated Uniform Construction Code Fees Offset with Appropriations(N.J.S. 40A:4-36 &amp; N.J.A.C 5:23-4.17)</b>	xxxxxxx	xxxxxxxxxxxxxxxxxxxx	xxxxx	xxxxxxxxxxxxxxxxxxxx	xxxxx	xxxxxxxxxxxxxxxxxxxx	xxxxx
Uniform Construction Code Fees	08-160	680,000.00		630,000.00		693,722.00	
Special Item of General Revenue Anticipated with Prior Written Consent of Director of Local Government Services:	xxxxxxx	xxxxxxxxxxxxxxxxxxxx	xxxxx	xxxxxxxxxxxxxxxxxxxx	xxxxx	xxxxxxxxxxxxxxxxxxxx	xxxxx
Additional Dedicated Uniform Construction Code Fees Offset with Appropriations (NJS 40A:4-45.3h and NJAC 5:23-4.17)	xxxxxxx	xxxxxxxxxxxxxxxxxxxx	xxxxx	xxxxxxxxxxxxxxxxxxxx	xxxxx	xxxxxxxxxxxxxxxxxxxx	xxxxx
Uniform Construction Code Fees	08-160						
<b>Total Section C: Dedicated Uniform Construction Code Fees Offset with Appropriations</b>	<b>08-002</b>	<b>680,000.00</b>		<b>630,000.00</b>		<b>693,722.00</b>	

**CURRENT FUND- ANTICIPATED REVENUES-(continued)**

GENERAL REVENUES	FCOA	Anticipated				Realized in Cash in 2016	
		2017		2016			
<b>3.Miscellaneous Revenues - Section D:Special Items of General Revenue Anticipated With Prior Written Consent of the Director of Local Government Services - Shared Service Agreements Offset with Appropriations</b>	xxxxxxx	xxxxxxxxx	xx	xxxxxxxxx	xx	xxxxxxxxx	xx
Interlocal Service Agreement - Millburn		4,200.00		36,400.00		50,050.00	
<b>Total Section D: Shared Service Agreements Offset With Appropriations</b>	11-001	4,200.00		36,400.00		50,050.00	



**CURRENT FUND- ANTICIPATED REVENUES-(continued)**

GENERAL REVENUES	FCOA	Anticipated				Realized in Cash	
		2017		2016		in 2016	
<b>3. Miscellaneous Revenues - Section F: Special Items of General Revenue</b>							
<b>Anticipated with Prior Written Consent of Director of Local Government</b>							
<b>Services - Public and Private Revenues Offset with Appropriations:</b>	xxxxxxx	xxxxxxxxxxxxxxxxxxxxxxxx	xxxxxx	xxxxxxxxxxxxxxxxxxxxxxxx	xxxxxx	xxxxxxxxxxxxxxxxxxxxxxxx	xxxxxx
<b>DEPARTMENT OF COMMUNITY SERVICES</b>							
EC Visit Nurse, Sen Cit PHN		14,233.00					
EC Visit Nurse, Sen Cit PHN							
EC Division on Aging rec'd in prior year							
SNJ Health Services rec'd in prior year							
EC Municipal Alliance	10-850			42,500.00		42,500.00	
EC Municipal Alliance ch 159 Reso 287-2016	10-850			42,500.00		42,500.00	
Summer Food Program	10-703	278,957.21		264,062.08		264,062.08	
USDOE sub-grantee of Montclair SU Circle of Excellence 5yr program							
NJ Legislative Grant - in - Aid (Orange Rec Ctr)							
<b>PUBLIC WORKS DIVISION</b>							
SNJ Clean Communities	10-730			56,115.06		56,115.06	
NJDOT - Various Streets 2015							
NJDOT - Various Streets 2016	10-701			301,444.00		301,444.00	
NJDOT - Highland Ave Station Rehab							
SNJ Recycling Tonnage	10-732			10,922.66		10,922.66	
Weed and Seed funds rec'd in prior year							
NJDEP Green Acres 0717-14-056	10-730			245,000.00		245,000.00	
FEMA Hazard Mitigation well pump generator	10-807			196,190.00		196,190.00	

**CURRENT FUND- ANTICIPATED REVENUES-(continued)**

GENERAL REVENUES	FCOA	Anticipated				Realized in Cash	
		2017		2016		in 2016	
<b>3. Miscellaneous Revenues - Section F: Special Items of General Revenue Anticipated with Prior Written Consent of Director of Local Government Services - Public and Private Revenues Offset with Appropriations -(Continued)</b>							
	XXXXXXXXXXXX	XXXXXXXXXXXXXXXXXXXX	XXXX	XXXXXXXXXXXXXXXXXXXX	XXXX	XXXXXXXXXXXXXXXXXXXX	XXXX
<b>PARKS AND RECREATION</b>							
SNJ Recreation - ROID							
CDBG Central Playground Spray & Play Park							
CDBG Central Playground Spray & Play Park reallocation funds							
CDBG Alden Street Park Improv. Ch159 Reso 217-2015A				417,495.00		417,495.00	
CDBG Metcalf Park Improvement Project Ch159 Reso 217-2015B							
CDBG School Zone Ped Sfty Improv Oakwood Ch159 Reso 217-2015C							
<b>DEPARTMENT OF RECREATION</b>							
CDBG Circle of Excellence				75,000.00		75,000.00	
CDBG Circle of Excellence YWCA				45,000.00		45,000.00	
CDBG Circle of Excellence South Ward				50,000.00		50,000.00	
CDBG - Various projects							
Saturday Literacy Program				75,000.00		75,000.00	
Health & Wellness Program Y55101				50,000.00		50,000.00	
Health & Wellness Program YWCA				25,000.00		25,000.00	
<b>CDBD - COMMUNITY PROGRAMS - SUB RECIPIENTS</b>							
Helping Hands & Ears Crisis Outreach Ctr				25,000.00		25,000.00	
Main Street Counseling Center			15,000.00	15,000.00		15,000.00	
CAIO - Manna from Heaven Food Pantry Reloaction				45,000.00		45,000.00	

**CURRENT FUND- ANTICIPATED REVENUES-(continued)**

GENERAL REVENUES	FCOA	Anticipated				Realized in Cash	
		2017		2016		in 2016	
<b>3. Miscellaneous Revenues - Section F: Special Items of General Revenue Anticipated with Prior Written Consent of Director of Local Government Services - Public and Private Revenues Offset with Appropriations -(Continued)</b>	xxxxxxxx	xxxxxxxxxxxxxxxxxxxx	xxxx	xxxxxxxxxxxxxxxxxxxx	xxxx	xxxxxxxxxxxxxxxxxxxx	xxxx
<b>DEPARTMENT OF POLICE</b>							
Body Armor Replacement Fund ch 159 Reso 356-2016	10-733			8,359.46		8,359.46	
NJDOT Drive Sober or Get Pulled Over	10-734			5,000.00		5,000.00	
Click-It or Ticket							
USDOJ Bullet Proof Vests	10-803			34,052.37		34,052.37	
USDOJ COPS HIRED ch 159 Reso 358-2016	10-810			1,408,050.00		1,408,050.00	
<b>FIRE DEPARTMENT</b>							
<b>Total Section F: Special Items of General Revenue Anticipated with Prior Written Consent of Director of Local Government Services - Public and Private Revenues</b>	10-001	308,190.21		3,436,690.63		3,436,690.63	



**CURRENT FUND- ANTICIPATED REVENUES-(continued)**

GENERAL REVENUES	FCOA	Anticipated				Realized in Cash	
		2017		2016		in 2016	
<b>3. Miscellaneous Revenues - Section G: Special Items of General Revenue Anticipated with Prior Written Consent of Director of Local Government Services - Other Special Items</b>	xxxxxxx	xxxxxxxxxxxxxxxxxxxx	xxxxx	xxxxxxxxxxxxxxxxxxxx	xxxxx	xxxxxxxxxxxxxxxxxxxx	xxxxx
Utility Operating Surplus of Prior Year	08-116			---			
Uniform Fire Safety Act	08-106						
Due from Water Operating Fund	08-102						
Cancellation of Tax Sale Premiums over 5 year old							
Cancellation of Excess Funds in Payroll Account							
Reserve for Orange Reservoir		75,000.00		75,000.00		75,000.00	
FEMA Reimbursement for Prior Years Expenses (Hurricane Sandy)				186,145.78		186,145.78	

**CURRENT FUND- ANTICIPATED REVENUES-(continued)**

GENERAL REVENUES	FCOA	Anticipated				Realized in Cash	
		2017		2016		in 2016	
<b>3. Miscellaneous Revenues - Section G: Special Items of General Revenue Anticipated with Prior Written Consent of Director of Local Government Services - Other Special Items (continued):</b>	xxxxxxx	xxxxxxxxxxxxxxxxxxxx	xxxxx	xxxxxxxxxxxxxxxxxxxx	xxxxx	xxxxxxxxxxxxxxxxxxxx	xxxxx
<b>Total Section G: Special Items of General Revenue Anticipated with Prior Written Consent of Director of Local Government Services - Other Special Items</b>	08-004	75,000.00		261,145.78		261,145.78	

**CURRENT FUND- ANTICIPATED REVENUES-(continued)**

GENERAL REVENUES	FCOA	Anticipated				Realized in Cash	
		2017		2016		in 2016	
<b>Summary of Revenues</b>							
	xxxxxxx	xxxxxxxxxxxxxxxxxxxxxxxx	xxxxx	xxxxxxxxxxxxxxxxxxxxxxxx	xxxxx	xxxxxxxxxxxxxxxxxxxxxxxx	xxxxx
<b>1. Surplus Anticipated (Sheet 4, #1)</b>	08-101	4,760,548.00		2,110,000.00		2,110,000.00	
<b>2. Surplus Anticipated with Prior Written Consent of Director of Local Government Services(sht 4, #2)</b>	08-102	0.00		0.00		0.00	
<b>3. Miscellaneous Revenues</b>	xxxxxxx	xxxxxxxxxxxxxxxxxxxxxxxx	xxxxx	xxxxxxxxxxxxxxxxxxxxxxxx	xxxxx	xxxxxxxxxxxxxxxxxxxxxxxx	xxxxx
Total Section A: Local Revenues	08-001	4,854,248.96		4,631,628.54		4,906,453.14	
Total Section B: State Aid Without Offsetting Appropriations	09-001	8,372,797.00		8,372,797.00		8,895,577.90	
Total Section C: Dedicated Uniform Construction Code Fees Offset with Appropriations	08-002	680,000.00		630,000.00		693,722.00	
Special items of General Revenue Anticipated with Prior Written Consent of							
Total Section D: Director of Local Government Services - Shared Service Agreements	11-001	4,200.00		36,400.00		50,050.00	
Special items of General Revenue Anticipated with Prior Written Consent of							
Total Section E: Director of Local Government Services-Additional Revenues	08-003	0.00		0.00		0.00	
Special items of General Revenue Anticipated with Prior Written Consent of							
Total Section F: Director of Local Government Services-Public and Private Revenues	10-001	308,190.21		3,436,690.63		3,436,690.63	
Special items of General Revenue Anticipated with Prior Written Consent of							
Total Section G: Director of Local Government Services-Other Special Items	08-004	75,000.00		261,145.78		261,145.78	
<b>Total Miscellaneous Revenues</b>	13-099	14,294,436.17		17,368,661.95		18,243,639.45	
<b>4. Receipts from Delinquent Taxes</b>	15-499	3,650,000.00		3,000,000.00		2,770,250.21	
<b>5. Subtotal General Revenues (Items 1,2,3 and 4)</b>	13-199	22,704,984.17		22,478,661.95		23,123,889.66	
<b>6. Amount to be Raised by Taxes for Support of Municipal Budget:</b>	xxxxxxx						
a) Local Tax for Municipal Purposes Including Reserve for Uncollected Taxes	07-190	42,673,821.07		41,480,699.90		xxxxxxxxxxxxxxxxxxxxxxxx	xx
b) Addition to Local District School Tax	07-191	149,701.00		147,304.00		xxxxxxxxxxxxxxxxxxxxxxxx	xx
c) Minimum Library Tax	07-192	487,070.54		479,235.09			
<b>Total Amount to be Raised by Taxes for Support of Municipal Budget</b>	07-199	43,310,592.61		42,107,238.99		42,588,753.00	
<b>7. Total General Revenues</b>	13-299	66,015,576.78		64,585,900.94		65,712,642.66	

**CURRENT FUND - APPROPRIATIONS**

8. GENERAL APPROPRIATIONS  (A) Operations - within "CAPS"	FCOA	Appropriated						Expended 2016	
		for 2017		for 2016		for 2016 By Emergency Appropriation	Total for 2016 As Modified By All Transfers	Paid or Charged	Reserved
<b>DEPARTMENT OF ADMINISTRATION</b>									
Office of the Business Administrator									
Salaries and Wages	20-100-1	218,100.00		157,900.00			178,700.00	178,630.40	69.60
Other Expenses	20-100-2	2,660.00		3,050.00			3,050.00	2,901.72	148.28
Office of Administrative Services									
Salaries and Wages	20-100-1	690,900.00		104,900.00			103,400.00	103,322.27	77.73
Other Expenses	20-100-2	333,970.00		343,000.00			293,000.00	273,733.98	19,266.02
Grant Writing									
Salaries and Wages	20-103-1	0.00		50,000.00			51,250.00	51,218.79	31.21
Other Expenses	20-103-3	49,992.00		38,000.00			75,000.00	49,992.00	25,008.00
Human Resources									
Salaries and Wages	20-104-1	0.00		83,500.00			112,500.00	112,458.69	41.31
Other Expenses	'20-104-2	0.00		1,550.00			1,550.00	0.00	1,550.00
Mayor's Office									
Salaries and Wages	20-110-1	257,000.00		157,200.00			190,300.00	190,296.35	3.65
Other Expenses	20-110-2	6,550.00		7,050.00			7,050.00	6,580.57	469.43

**CURRENT FUND - APPROPRIATIONS**

8. GENERAL APPROPRIATIONS  (A) Operations - within "CAPS" -(Continued)	FCOA	Appropriated						Expended 2016				
		for 2017		for 2016		for 2016 By Emergency Appropriation	Total for 2016 As Modified By All Transfers	Paid or Charged		Reserved		
Municipal Alcohol Beverage Control Board												
Salaries and Wages	22-195-1	-		5,000.00			5,000.00		5,000.00		-	
Other Expenses	22-195-2	15,340.00		13,040.00			13,040.00		12,554.91		485.09	
<b>TOTAL ADMINISTRATION</b>		<b>1,574,512.00</b>		<b>964,190.00</b>			<b>1,033,840.00</b>		<b>986,689.68</b>		<b>47,150.32</b>	
<b>CITY CLERK AND MUNICIPAL COUNCIL</b>												
City Council												
Salaries and Wages	20-112-1	235,000.00		120,000.00			120,086.00		119,502.74		583.26	
Other Expenses	20-112-2	171,000.00		152,000.00			152,000.00		133,035.95		18,964.05	
City Clerk												
Salaries and Wages	20-120-1	311,400.00		241,400.00			250,000.00		249,240.02		759.98	
Other Expenses	20-120-2	83,940.00		64,203.00			64,203.00		56,379.67		7,823.33	
Clerk Election Expenses												
Salaries and Wages	20-121-1	-		20,000.00			9,650.00		7,033.47		2,616.53	
Other Expenses	20-121-2	37,000.00		40,000.00			43,000.00		42,904.16		95.84	
<b>TOTAL CITY CLERK AND MUNICIPAL COUNCIL</b>		<b>838,340.00</b>		<b>637,603.00</b>			<b>638,939.00</b>		<b>608,096.01</b>		<b>30,842.99</b>	

**CURRENT FUND - APPROPRIATIONS**

8. GENERAL APPROPRIATIONS  (A) Operations - within "CAPS" -(Continued)	FCOA	Appropriated				Expended 2016				
		for 2017		for 2016		for 2016 By Emergency Appropriation	Total for 2016 As Modified By All Transfers	Paid or Charged		Reserved
<b>DEPARTMENT OF FINANCE</b>										
DEPARTMENT OF FINANCE - ACCOUNTING										
Salaries and Wages	20-130-1	397,100.00		497,100.00			495,500.00		495,330.41	169.59
Other Expenses	20-130-2	203,289.00		145,079.00			168,079.00		167,817.19	261.81
Audit / Acct Services	20-131-2	100,000.00		120,000.00			120,000.00		103,500.00	16,500.00
Professional Services - Sewer Study	20-131-3									
Tax Collection										
Salaries and Wages	20-145-1	335,500.00		219,700.00			221,700.00		221,392.04	307.96
Other Expenses	20-145-2	37,500.00		30,880.00			25,880.00		21,636.25	4,243.75
Tax Assessor										
Salaries and Wages	20-150-1	199,900.00		147,800.00			149,300.00		149,157.12	142.88
Other Expenses	20-150-2	80,250.00		86,450.00			55,200.00		51,223.71	3,976.29
<b>TOTAL DEPARTMENT OF FINANCE</b>		<b>1,353,539.00</b>		<b>1,247,009.00</b>			<b>1,235,659.00</b>		<b>1,210,056.72</b>	<b>25,602.28</b>
<b>DEPARTMENT OF LAW</b>										
Office of the City Attorney										
Salaries and Wages	20-155-1	502,100.00		378,200.00			400,000.00		399,934.35	65.65
Other Expenses	20-155-2	409,692.00		309,825.00			380,825.00		379,902.73	922.27
<b>TOTAL DEPARTMENT OF LAW</b>		<b>911,792.00</b>		<b>688,025.00</b>		-	<b>780,825.00</b>		<b>779,837.08</b>	<b>987.92</b>

**CURRENT FUND - APPROPRIATIONS**

8. GENERAL APPROPRIATIONS  (A) Operations - within "CAPS" -(Continued)	FCOA	Appropriated						Expended 2016			
		for 2017		for 2016		for 2016 By Emergency Appropriation	Total for 2016 As Modified By All Transfers	Paid or Charged		Reserved	
<b>DEPARTMENT OF PLANNING AND DEVELOPMENT (CONT)</b>											
Planning Division											
Salaries and Wages	20-170-1	521,800.00		284,600.00			308,100.00		307,206.75		893.25
Other Expenses	20-170-2	175,135.00		102,112.00			102,112.00		94,460.00		7,652.00
Planning Board											
Salaries and Wages	21-180-1	5,000.00		5,000.00			5,000.06		5,000.06		-
Other Expenses	21-180-2	11,875.00		11,000.00			11,000.00		10,187.66		812.34
Zoning Board											
Salaries and Wages	21-185-1	5,000.00		5,000.00			5,000.00		5,000.00		-
Other Expenses	21-185-2	6,275.00		7,275.00			7,275.00		7,079.70		195.30
Historical Preservation Board											
Salaries and Wages	21-190-1	5,000.00		2,500.00			2,500.00		2,423.04		76.96
Other Expenses	21-190-2	7,400.00		3,000.00			2,000.00		68.40		1,931.60
Inspection and Licensing / UCC											
Salaries and Wages	22-196-1	301,900.00		398,800.00			372,194.01		367,517.25		4,676.76
Other Expenses	22-196-2	82,445.00		18,355.00			18,355.00		4,031.36		14,323.64

**CURRENT FUND - APPROPRIATIONS**

8. GENERAL APPROPRIATIONS  (A) Operations - within "CAPS" -(Continued)	FCOA	Appropriated						Expended 2016			
		for 2017		for 2016		for 2016 By Emergency Appropriation	Total for 2016 As Modified By All Transfers	Paid or Charged		Reserved	
Rent Leveling											
Salaries and Wages	22-197-1	-		15,000.00			15,400.00		14,810.47		589.53
Other Expenses	22-197-2	1,980.00		1,980.00			1,980.00		1,722.25		257.75
<b>TOTAL DEPARTMENT OF PLANNING AND DEVELOPM</b>		<b>1,123,810.00</b>		<b>854,622.00</b>		<b>0.00</b>	<b>850,916.07</b>		<b>819,506.94</b>		<b>31,409.13</b>
<b>Insurance</b>											
General Liability, Auto, Property	23-210	450,000.00		435,000.00			425,000.00		421,013.02		3,986.98
Workers' Compensation	23-215	600,000.00		540,000.00			550,000.00		549,700.00		300.00
Employee Group Health	23-220	9,546,500.00		10,262,106.00		-	9,640,206.00		8,662,810.71		977,395.29
Waived Health Benefits	23-221	95,500.00		67,500.00			67,500.00		56,851.39		10,648.61
Municipal Insurance Fund	23-229	200,000.00		130,000.00			130,000.00		130,000.00		-
<b>TOTAL INSURANCE</b>		<b>10,892,000.00</b>		<b>11,434,606.00</b>			<b>10,812,706.00</b>		<b>9,820,375.12</b>		<b>992,330.88</b>
<b>DEPARTMENT OF COMMUNITY SERVICES</b>											
Salaries and Wages	27-330-1	395,300.00		241,800.00			254,350.00		254,347.38		2.62
Other Expenses	27-330-2	11,140.00		10,058.00			10,058.00		9,521.60		536.40



**CURRENT FUND - APPROPRIATIONS**

8. GENERAL APPROPRIATIONS  (A) Operations - within "CAPS" -(Continued)	FCOA	Appropriated				Expended 2016			
		for 2017		for 2016		for 2016 By Emergency Appropriation	Total for 2016 As Modified By All Transfers	Paid or Charged	Reserved
<b>DEPARTMENT OF COMMUNITY SERVICES (CONT)</b>									
After School									
Salaries and Wages	27-331-1	25,000.00	50,000.00			40,000.00	37,466.99	2,533.01	
Other Expenses	27-331-2	25,000.00						-	
Health Division									
Salaries and Wages	27-332-1	346,600.00	267,900.00			264,800.00	262,634.81	2,165.19	
Other Expenses	27-332-2	34,786.00	37,545.00			34,995.00	19,873.64	15,121.36	
Animal Control									
Salaries and Wages	27-340-1	59,200.00	55,700.00			56,700.00	56,671.47	28.53	
Other Expenses	27-340-2	74,900.00	74,990.00			74,990.00	73,964.43	1,025.57	
Older Adult Services									
Salaries and Wages	28-360-1	-	78,900.00			71,900.00	71,900.00	-	
Other Expenses	28-360-2	75,350.00	183,050.00			183,050.00	177,061.22	5,988.78	
Cultural Affairs									
Salaries and Wages	28-382-1	57,500.00	53,700.00			77,400.00	77,374.44	25.56	
Other Expenses	28-382-2	54,300.00	15,250.00			16,050.00	15,969.59	80.41	
Recreation									
Salaries and Wages	28-364-1	821,200.00	713,500.00			693,500.00	684,507.29	8,992.71	
Other Expenses	28-364-2	64,950.00	73,430.00			73,430.00	67,277.89	6,152.11	
<b>TOTAL DEPARTMENT OF COMMUNITY SERVICES</b>		<b>2,045,226.00</b>	<b>1,855,823.00</b>		<b>0.00</b>	<b>1,851,223.00</b>	<b>1,808,570.75</b>	<b>42,652.25</b>	

**CURRENT FUND - APPROPRIATIONS**

8. GENERAL APPROPRIATIONS  (A) Operations - within "CAPS" -(Continued)	FCOA	Appropriated				Expended 2016					
		for 2017		for 2016		for 2016 By Emergency Appropriation	Total for 2016 As Modified By All Transfers	Paid or Charged		Reserved	
<b>DEPARTMENT OF POLICE</b>											
Administration/Patrol Division											
Salaries and Wages	25-240-1	12,051,200.00		12,048,589.00		1,000,000.00		13,778,286.41		13,290,717.21	487,569.20
Other Expenses	25-240-2	485,190.00		373,540.00				373,540.00		367,684.20	5,855.80
School Guards											
Salaries and Wages	25-241-1	440,000.00		473,000.00				408,000.00		399,959.96	8,040.04
<b>TOTAL DEPARTMENT OF POLICE</b>		<b>12,976,390.00</b>		<b>12,895,129.00</b>		<b>1,000,000.00</b>		<b>14,559,826.41</b>		<b>14,058,361.37</b>	<b>501,465.04</b>
<b>DEPARTMENT OF FIRE</b>											
Administration Division											
Salaries and Wages	25-265-1	6,326,800.00		6,349,050.00				6,239,050.00		6,159,272.17	79,777.83
Salaries and Wages - Retro	25-265-1					350,000.00		350,000.00		350,000.00	
Other Expenses	25-265-2	455,920.00		460,046.00				385,046.00		327,037.26	58,008.74
Office of Emergency Management											
Salaries and Wages	25-252-1							-			0.00
Other Expenses	25-252-2							-			0.00
<b>TOTAL DEPARTMENT OF FIRE</b>		<b>6,782,720.00</b>		<b>6,809,096.00</b>		<b>350,000.00</b>		<b>6,974,096.00</b>		<b>6,836,309.43</b>	<b>137,786.57</b>

**CURRENT FUND - APPROPRIATIONS**

8. GENERAL APPROPRIATIONS  (A) Operations - within "CAPS" -(Continued)	FCOA	Appropriated						Expended 2016			
		for 2017		for 2016		for 2016 By Emergency Appropriation	Total for 2016 As Modified By All Transfers	Paid or Charged		Reserved	
<b>DEPARTMENT OF PUBLIC WORKS</b>											
Director's Office											
Salaries and Wages	20-165-1	350,200.00		315,500.00			339,900.00		337,363.51		2,536.49
Other Expenses	20-165-2	113,360.00		101,756.00			113,756.00		109,925.17		3,830.83
Street Maintenance											
Salaries and Wages	26-290-1	1,184,200.00		979,700.00			924,700.00		924,102.21		597.79
Other Expenses	26-290-2	203,300.00		193,400.00			193,400.00		139,844.11		53,555.89
Snow Removal											
Salaries and Wages	26-292-1	30,000.00		60,000.00			60,000.00		34,307.65		25,692.35
Other Expenses	26-292-2	45,000.00		110,000.00			110,000.00		98,471.00		11,529.00
Buildings and Grounds											
Salaries and Wages	26-310-1	208,000.00		155,700.00			172,700.00		170,196.57		2,503.43
Other Expenses	26-310-2	423,487.00		492,800.00			720,869.93		653,340.09		67,529.84
Equipment and Vehicle Maintenance											
Salaries and Wages	26-315-1	-		27,000.00			23,500.00		23,457.21		42.79
Other Expenses	26-315-2	919,770.00		947,900.00			945,400.00		902,052.25		43,347.75
Maintenance of Parks											
Salaries and Wages	28-375-1	187,800.00		180,000.00			189,500.00		188,376.34		1,123.66
Other Expenses	28-375-2	120,600.00		112,000.00			112,000.00		100,632.21		11,367.79
<b>TOTAL DEPARTMENT OF PUBLIC WORKS</b>		<b>3,785,717.00</b>		<b>3,675,756.00</b>		<b>0.00</b>	<b>3,905,725.93</b>		<b>3,682,068.32</b>		<b>223,657.61</b>

**CURRENT FUND - APPROPRIATIONS**

8. GENERAL APPROPRIATIONS  (A) Operations - within "CAPS" -(Continued)	FCOA	Appropriated						Expended 2016					
		for 2017		for 2016		for 2016 By Emergency Appropriation		Total for 2016 As Modified By All Transfers		Paid or Charged		Reserved	
<b>MUNICIPAL COURT</b>													
Salaries and Wages	43-490-1	924,300.00		844,900.00				803,900.00		800,441.97		3,458.03	
Other Expenses	43-490-2	59,500.00		79,707.00				79,707.00		62,680.62		17,026.38	
<b>TOTAL MUNICIPAL COURT</b>		<b>983,800.00</b>		<b>924,607.00</b>		<b>0.00</b>		<b>883,607.00</b>		<b>863,122.59</b>		<b>20,484.41</b>	
<b>Public Defender</b>													
Salaries and Wages	43-495-1	35,600.00		55,100.00				56,000.00		54,383.54		1,616.46	
Other Expenses	43-495-2	800.00		800.00				800.00				800.00	
<b>Total Public Defender</b>		<b>36,400.00</b>		<b>55,900.00</b>				<b>56,800.00</b>		<b>54,383.54</b>		<b>2,416.46</b>	

**CURRENT FUND - APPROPRIATIONS**

8. GENERAL APPROPRIATIONS  (A) Operations - within "CAPS" -(Continued)	FCOA	Appropriated				Expended 2016							
		for 2017		for 2016		for 2016 By Emergency Appropriation		Total for 2016 As Modified By All Transfers		Paid or Charged		Reserved	
<b>Uniform Construction Code- Appropriations Offset by Dedicated Revenues (N.J.A.C. 5:23-4.17)</b>													
Planning and Economic Devel./ Uniform Con. Code													
Inspections and Licensing	22-195												
Salaries and Wages	22-198-1	258,400.00		57,500.00			57,500.00			57,500.00		-	
Other Expenses	22-198-2												

**CURRENT FUND - APPROPRIATIONS**

8. GENERAL APPROPRIATIONS  (A) Operations - within "CAPS" -(Continued)	FCOA	Appropriated				Expended 2016			
		for 2017		for 2016		for 2016 By Emergency Appropriation	Total for 2016 As Modified By All Transfers	Paid or Charged	Reserved
<b>UNCLASSIFIED:</b>									
Refuse Removal	26-305-2	2,429,400.00		2,237,115.00			2,362,115.00	2,276,089.34	86,025.66
Gas and Electric (Other than Street Lighting)	31-430-2	506,500.00		425,000.00			425,000.00	425,000.00	-
Street Lighting	31-435-2	655,000.00		600,000.00			600,000.00	565,619.35	34,380.65
Telephone	31-440	310,000.00		310,000.00			310,000.00	295,830.41	14,169.59
Reserve for Tax Appeals	55-275								
Retirement/Termination Pay/Other Comp.									-
Salary Adjustment - Union Employees Contractual Raises	35-470								-
Salary Adjustment Account	35-470	275,000.00							-
<b>TOTAL UNCLASSIFIED</b>		<b>4,175,900.00</b>		<b>3,572,115.00</b>	<b>0.00</b>		<b>3,697,115.00</b>	<b>3,562,539.10</b>	<b>134,575.90</b>
<b>Total Operations {item 8(A)} within "CAPS"</b>	34-199	47,738,546.00		45,671,981.00	1,350,000.00		47,338,778.41	45,147,416.65	2,191,361.76
<b>B. Contingent</b>	35-470	10,000.00		10,000.00			10,000.00	-	10,000.00
<b>Total Operations Including Contingent- within "CAPS"</b>	34-201	47,748,546.00		45,681,981.00	1,350,000.00		47,348,778.41	45,147,416.65	2,201,361.76
<b>Detail:</b>									
<b>Salaries and Wages</b>	34-201-1	27,687,000.00		25,901,139.00	1,350,000.00		27,857,266.48	27,219,454.94	637,811.54
<b>Other Expenses (Including Contingent)</b>	34-201-2	20,061,546.00		19,780,842.00	0.00		19,491,511.93	17,927,961.71	1,563,550.22

**CURRENT FUND - APPROPRIATIONS**

8. GENERAL APPROPRIATIONS	FCOA	Appropriated				Expended 2016							
		for 2017		for 2016		for 2016 By Emergency Appropriation		Total for 2016 As Modified By All Transfers		Paid or Charged		Reserved	
<b>(E) Deferred Charges and Statutory Expenditures- Municipal within "CAPS"</b>													
<b>(1) DEFERRED CHARGES</b>													
Emergency Authorizations	46-870												
	46-872												
Overexpenditure of Budget Appropriation	46-872	5,604.07		3,702.31			3,702.31			3,702.31			
<b>Expenditures without Budget Appropriations:</b>													
Overexpenditure Appropriation Reserve	46-873												
Overexpenditure of Grant Reserve	46-876			30,977.24			30,977.24			30,977.24			
Prior Year Bills	30-410	21,060.00		9,595.37			9,595.37			2,999.77			
Overexpenditure of Grants Reserve	46-786												
Unemployment Insurance - Prior Year	23-225	-		160,000.00			-						
<b>Total Deferred Charges - Municipal within "CAPS"</b>		<b>26,664.07</b>		<b>204,274.92</b>			<b>44,274.92</b>			<b>37,679.32</b>			

**CURRENT FUND - APPROPRIATIONS**

8. GENERAL APPROPRIATIONS	FCOA	Appropriated						Expended 2016					
		for 2017		for 2016		for 2016 By Emergency Appropriation	Total for 2016 As Modified By All Transfers	Paid or Charged		Reserved			
(E) Deferred Charges and Statutory Expenditures- Municipal within "CAPS"(continued)	xxxxxxx	xxxxxxxxxxxxxxxxxxxx	xxxx	xxxxxxxxxxxxxxxxxxxx	xxxx	xxxxxxxxxxxxxxxxxxxx	xxxx	xxxxxxxxxxxxxxxxxxxx	xxxx	xxxxxxxxxxxxxxxxxxxx	xxxx	xxxxxxxxxxxxxxxxxxxx	xxxx
(2) STATUTORY EXPENDITURES: Contribution to:	xxxxxxx	xxxxxxxxxxxxxxxxxxxx	xxxx	xxxxxxxxxxxxxxxxxxxx	xxxx	xxxxxxxxxxxxxxxxxxxx	xxxx	xxxxxxxxxxxxxxxxxxxx	xxxx	xxxxxxxxxxxxxxxxxxxx	xxxx	xxxxxxxxxxxxxxxxxxxx	xxxx
Public Employees' Retirement System	36-471	820,325.00		704,397.00				704,397.00		704,397.00		-	
Social Security System (O.A.S.I)	36-472	1,100,000.00		950,000.00				973,202.59		978,806.66			*
Consolidated Police and Firemen's Pension Fund	36-474	25,000.00		30,000.00				30,000.00		18,519.02		11,480.98	
Police and Firemen's Retirement System of N.J.	36-475	3,874,604.00		3,921,141.00				3,921,141.00		3,921,141.00		-	
Defined Contribution Retirement Program	36-477	10,200.00		10,200.00				10,200.00		3,386.36		6,813.64	
Unemployment Insurance	23-225	50,000.00		240,000.00				-				-	
Total Deferred Charges and Statutory Expenditures - Municipal within "CAPS"	34-209	5,906,793.07		6,060,012.92				5,683,215.51		5,663,929.36		18,294.62	
(F) Judgments	37-480	100,000.00		100,000.00				100,000.00				100,000.00	
(G) Cash Deficit of Preceeding Year	46-855												
(H-1)Total General Appropriations for Municipal Purposes within "Caps"	34-299	53,755,339.07		51,841,993.92		1,350,000.00		53,131,993.92		50,811,346.01		2,319,656.38	





**CURRENT FUND - APPROPRIATIONS**

8. GENERAL APPROPRIATIONS  (A) Operations - Excluded from "CAPS"	FCOA	Appropriated						Expended 2016					
		for 2017		for 2016		for 2016 By Emergency Appropriation		Total for 2016 As Modified By All Transfers		Paid or Charged		Reserved	
Total Other Operations - Excluded from "CAPS"	34-300												

**CURRENT FUND - APPROPRIATIONS**

8. GENERAL APPROPRIATIONS  (A) Operations - Excluded from "CAPS"	FCOA	Appropriated						Expended 2016					
		for 2017		for 2016		for 2016 By Emergency Appropriation	Total for 2016 As Modified By All Transfers	Paid or Charged		Reserved			
Uniform Construction Code Appropriations Offset by Increased Fee Revenues (N.J.A.C. 5:23-4.17)	XXXXXXXXXX	XXXXXXXXXXXXXXXXXXXX	XXXX	XXXXXXXXXXXXXXXXXXXX	XXXX	XXXXXXXXXXXXXXXXXXXX	XXXX	XXXXXXXXXXXXXXXXXXXX	XXXX	XXXXXXXXXXXXXXXXXXXX	XXXX	XXXXXXXXXXXXXXXXXXXX	XXXX
	XXXXXXXXXX	XXXXXXXXXXXXXXXXXXXX	XXXX	XXXXXXXXXXXXXXXXXXXX	XXXX	XXXXXXXXXXXXXXXXXXXX	XXXX	XXXXXXXXXXXXXXXXXXXX	XXXX	XXXXXXXXXXXXXXXXXXXX	XXXX	XXXXXXXXXXXXXXXXXXXX	XXXX
Total Uniform Construction Code Appropriations	22-999												

**CURRENT FUND - APPROPRIATIONS**

8. GENERAL APPROPRIATIONS  (A) Operations - Excluded from "CAPS"	FCOA	Appropriated						Expended 2016					
		for 2017		for 2016		for 2016 By Emergency Appropriation		Total for 2016 As Modified By All Transfers		Paid or Charged		Reserved	
Shared Service Agreements	XXXXXXXXXX	XXXXXXXXXXXXXXXXXXXX	XXXXX	XXXXXXXXXXXXXXXXXXXX	XXXXX	XXXXXXXXXXXXXXXXXXXX	XXXXX	XXXXXXXXXXXXXXXXXXXX	XXXXX	XXXXXXXXXXXXXXXXXXXX	XXXXX	XXXXXXXXXXXXXXXXXXXX	XXXXX
Interlocal Service Agreement - OBOE													
Interlocal Service Agreement - Millburn	42-198	4,200.00		36,400.00				36,400.00				32,900.00	3,500.00
Total Shared Service Agreements	42-999	4,200.00		36,400.00				36,400.00				32,900.00	3,500.00

**CURRENT FUND - APPROPRIATIONS**

8. GENERAL APPROPRIATIONS  (A) Operations - Excluded from "CAPS"	FCOA	Appropriated								Expended 2016			
		for 2017		for 2016		for 2016 By Emergency Appropriation		Total for 2016 As Modified By All Transfers		Paid or Charged		Reserved	
Additional Appropriations Offset by Revenues (N.J.S. 40A:4-45.3h)	XXXXXXXXXX	XXXXXXXXXXXXXXXXXXXX	XXXX	XXXXXXXXXXXXXXXXXXXX	XXXX	XXXXXXXXXXXXXXXXXXXX	XXXX	XXXXXXXXXXXXXXXXXXXX	XXXX	XXXXXXXXXXXXXXXXXXXXXXXXXXXXXXXXXXXX	XXXX	XXXXXXXXXXXXXXXXXXXX	XXXX
Total Additional Appropriations Offset by Revenues (N.J.S. 40A:4-45.3h)	34-303												

**CURRENT FUND - APPROPRIATIONS**

8. GENERAL APPROPRIATIONS  (A) Operations - Excluded from "CAPS"	FCOA	Appropriated						Expended 2016					
		for 2017		for 2016		for 2016 By Emergency Appropriation	Total for 2016 As Modified By All Transfers	Paid or Charged		Reserved			
Public and Private Programs Offset by Revenues	XXXXXXXXXX	XXXXXXXXXXXXXXXXXXXX	XXXXX	XXXXXXXXXXXXXXXXXXXX	XXXXX	XXXXXXXXXXXXXXXXXXXX	XXXXX	XXXXXXXXXXXXXXXXXXXX	XXXXX	XXXXXXXXXXXXXXXXXXXX	XXXXX	XXXXXXXXXXXXXXXXXXXX	XXXXX
<b>DEPARTMENT OF COMMUNITY SERVICES</b>													
EC Visit Nurse Sen. Cit. PHN (rec'd in 2016 UR)	41-854	14,233.00					-						-
EC Division on Aging rec'd in prior year	41-854						-						-
EC Division on Aging rec'd 2014	41-854						-						-
State Health services rec'd in prior year	41-720						-						-
EC Municipal Alliance	41-850			42,500.00			42,500.00		42,500.00				-
EC Municipal Alliance - Local Share		10,625.00		10,625.00			10,625.00		10,625.00				-
EC Municipal Alliance ch 159 Reso 287-2016				42,500.00			42,500.00		42,500.00				-
Summer Food	41-703	278,957.21		264,062.08			264,062.08		264,062.08				-
													-
													-

**CURRENT FUND - APPROPRIATIONS**

8. GENERAL APPROPRIATIONS  (A) Operations - Excluded from "CAPS"	FCOA	Appropriated				Expended 2016							
		for 2017	for 2016	for 2016 By Emergency Appropriation	Total for 2016 As Modified By All Transfers	Paid or Charged	Reserved						
Public and Private Programs Offset by Revenues	XXXXXXXXXX	XXXXXXXXXXXXXXXXXXXX	XXXX	XXXXXXXXXXXXXXXXXXXX	XXXX	XXXXXXXXXXXXXXXXXXXX	XXXX	XXXXXXXXXXXXXXXXXXXX	XXXX	XXXXXXXXXXXXXXXXXXXX	XXXX	XXXXXXXXXXXXXXXXXXXX	XXXX
<b>PUBLIC WORKS DIVISION</b>													
SNJ Clean Communities	41-704		56,115.06			56,115.06		56,115.06		-			
NJDOT Various Streets - 2014	41-701					-		-		-			
NJDOT Various Streets - 2015	41-701					-		-		-			
NJDOT Various Streets - 2016	41-701		301,444.00			301,444.00		301,444.00		-			
NJDOT - Highland Ave Station Rehab	41-701					-		-		-			
SNJ Recycling Tonnage	41-732		10,922.66			10,922.66		10,922.66		-			
Weed and Seed funds rec'd in prior year	41-722					-		-		-			
NJ Historic Trust 2015 (match funds)	41-728	61,813.50											
NJDEP Green Acres 0717-14-056	41-730		245,000.00			245,000.00		245,000.00		-			
NJDEP Green Acres 0717-14-056 - Matching Funds	41-730		245,000.00			245,000.00		245,000.00		-			
FEMA Hazard Mitigation well pump generator	41-807		196,190.00			196,190.00		196,190.00		-			
<b>PARKS AND RECREATION</b>													
CDBG Central Playground Spray & Play Park	41-864					-		-		-			
CDBG Central Playground Spray & Play Park	41-864					-		-		-			
CDBG Alden Street Park Improv. Ch159 Reso 217-2015A	41-863		417,495.00			417,495.00		417,495.00		-			
CDBG Metcalf Park Improvement Project Ch159 Reso 21	41-864					-		-		-			
CDBG School Zone Ped Sfty Improv Oakwood Ch159 Reso	41-865					-		-		-			

**CURRENT FUND - APPROPRIATIONS**

8. GENERAL APPROPRIATIONS  (A) Operations - Excluded from "CAPS"	FCOA	Appropriated						Expended 2016					
		for 2017		for 2016		for 2016 By Emergency Appropriation		Total for 2016 As Modified By All Transfers		Paid or Charged		Reserved	
Public and Private Programs Offset by Revenues	XXXXXXXXXX	XXXXXXXXXXXXXXXXXXXX	XXXX	XXXXXXXXXXXXXXXXXXXX	XXXX	XXXXXXXXXXXXXXXXXXXX	XXXX	XXXXXXXXXXXXXXXXXXXX	XXXX	XXXXXXXXXXXXXXXXXXXX	XXXX	XXXXXXXXXXXXXXXXXXXX	XXXX
<b>DEPARTMENT OF RECREATION</b>													
CDBG Circle of Excellence	41-865			75,000.00				75,000.00		75,000.00			-
CDBG Circle of Excellence South Ward	41-865			50,000.00				50,000.00		50,000.00			-
CDBG Circle of Excellence YWCA	41-865			45,000.00				45,000.00		45,000.00			-
CDBG - Various projects													-
Saturday Literacy Program	41-865			75,000.00				75,000.00		75,000.00			-
Health & Wellness Program Y55101	41-865			50,000.00				50,000.00		50,000.00			-
Health & Wellness Program YWCA				25,000.00				25,000.00		25,000.00			-
													-
<b>CDBD - COMMUNITY PROGRAMS - SUB RECIPIENTS</b>													-
Helping Hands & Ears Crisis Outreach Ctr	41-888			25,000.00				25,000.00		25,000.00			-
Main Street Counseling Center	41-888	15,000.00		15,000.00				15,000.00		15,000.00			-
CAIO - Manna from Heaven Food Pantry Reloact	41-888			45,000.00				45,000.00		45,000.00			-
													-



**CURRENT FUND - APPROPRIATIONS**

8. GENERAL APPROPRIATIONS  (A) Operations - Excluded from "CAPS"	FCOA	Appropriated				Expended 2016					
		for 2017		for 2016		for 2016 By Emergency Appropriation	Total for 2016 As Modified By All Transfers	Paid or Charged		Reserved	
<b>Public and Private Programs Offset by Revenues (continued)</b>	XXXXXXXXXX	XXXXXXXXXXXXXXXXXXXX	XXXXX	XXXXXXXXXXXXXXXXXXXX	XXXXX	XXXXXXXXXXXXXXXXXXXX	XXXXX	XXXXXXXXXXXXXXXXXXXX	XXXXX	XXXXXXXXXXXXXXXXXXXX	XXXXX
<b>DEPARTMENT OF POLICE</b>											
Body Armor Replacement Fund ch 159 Reso 356-2016	41-733			8,359.46			8,359.46		8,359.46		-
NJDOT Drive Sober or Get Pulled Over	41-734			5,000.00			5,000.00		5,000.00		-
Click-It or Ticket											-
USDOJ Bullet Proff Vests	41-803			34,052.37			34,052.37		34,052.37		
	41-734										-
USDOJ COPS HIRED ch 159 Reso 358-2016	41-810			1,408,050.00			1,408,050.00		1,408,050.00		
											-
<b>FIRE DEPARTMENT</b>											
FEMA Assistance to Fire Fighters											
Total Public and Private Programs Offset by Revenues	40-999	380,628.71		3,692,315.63	0.00		3,692,315.63		3,692,315.63		-
Total Operations - Excluded from "CAPS"	34-305	4,572,828.71		4,690,009.63	0.00		4,750,009.63		4,530,882.35		219,127.28
Detail:											
Salaries & Wages	34-305-1	4,200.00									
Other Expenses	34-305-2	4,568,628.71		4,690,009.63	0.00		4,750,009.63		4,530,882.35		219,127.28

**CURRENT FUND - APPROPRIATIONS**

8. GENERAL APPROPRIATIONS  (C) Capital Improvements - Excluded from "CAPS"	FCOA	Appropriated						Expended 2016				
		for 2017		for 2016		for 2016 By Emergency Appropriation	Total for 2016 As Modified By All Transfers	Paid or Charged		Reserved		
<b>Down Payments on Improvements</b>	44-902											
<b>Capital Improvement Fund</b>	44-901	200,000.00		200,000.00		xxxxxxxxxxxxxxxxxxxxxx	200,000.00		200,000.00		-	
Improvements to Properties/Demolition	44-902	135,000.00		135,000.00			135,000.00		56,900.00		78,100.00	
							-				-	
							-				-	
Improvement Projects	44-903			200,000.00			200,000.00		141,416.50		58,583.50	



**CURRENT FUND - APPROPRIATIONS**

8. GENERAL APPROPRIATIONS  (D)Municipal Debt Service - Excluded from "CAPS"	FCOA	Appropriated				Expended 2016				
		for 2017		for 2016		for 2016 By Emergency Appropriation	Total for 2016 As Modified By All Transfers	Paid or Charged	Reserved	
Payment of Bond Principal	45-920	1,018,079.00		1,496,995.00			1,496,995.00	1,496,995.00	XXXXXXXXXXXXXXXXXXXX	XXXXX
Payment of Bond Anticipation Notes and Capital Notes	45-925	260,000.00		35,200.00			35,200.00	35,200.00	XXXXXXXXXXXXXXXXXXXX	XXXXX
Payment of Emergency Note	45-925									
Interest on Bonds	45-930	68,244.00		118,479.00			118,479.00	118,478.96	XXXXXXXXXXXXXXXXXXXX	XXXXX
Interest on Notes	45-935	225,000.00		134,864.00			134,864.00	134,500.40	XXXXXXXXXXXXXXXXXXXX	XXXXX
<b>Green Trust Loan Program:</b>	XXXXXX		XXXXXXXXXXXXXXXXXXXX	XXXXX	XXXXXXXXXXXXXXXXXXXX	XXXXXXXXXXXXXXXXXXXX	XXXXXXXXXXXXXXXXXXXX	XXXXXXXXXXXXXXXXXXXX	XXXXXXXXXXXXXXXXXXXX	XXXXX
Loan Repayments for Principal and Interest	45-940	60,030.00		60,029.00			60,029.00	60,028.88	XXXXXXXXXXXXXXXXXXXX	XXXXX
									XXXXXXXXXXXXXXXXXXXX	XXXXX
NJ Environmental Infrastructure Loan NJEIT	45-902	103,038.00		101,543.00			101,543.00	96,607.65	XXXXXXXXXXXXXXXXXXXX	XXXXX
NJ Economic Development Authority Loan									XXXXXXXXXXXXXXXXXXXX	XXXXX
Demolition Loans - Dept. of Community Affairs	45-920	101,400.00							XXXXXXXXXXXXXXXXXXXX	XXXXX
									XXXXXXXXXXXXXXXXXXXX	XXXXX
	45-941								XXXXXXXXXXXXXXXXXXXX	XXXXX
									XXXXXXXXXXXXXXXXXXXX	XXXXX
Capital Lease Obligations									XXXXXXXXXXXXXXXXXXXX	XXXXX
									XXXXXXXXXXXXXXXXXXXX	XXXXX
									XXXXXXXXXXXXXXXXXXXX	XXXXX
<b>Total Municipal Debt Service-Excluded from "CAPS"</b>	45-999	<b>1,835,791.00</b>		<b>1,947,110.00</b>		-	<b>1,947,110.00</b>	<b>1,941,810.89</b>	XXXXXXXXXXXXXXXXXXXX	XXXXX

**CURRENT FUND - APPROPRIATIONS**

8. GENERAL APPROPRIATIONS	FCOA	Appropriated				Expended 2016	
		for 2017	for 2016	for 2016 By Emergency Appropriation	Total for 2016 As Modified By All Transfers	Paid or Charged	Reserved
(E) Deferred Charges - Municipal- Excluded from "CAPS"							
<b>(1) DEFERRED CHARGES:</b>	xxxxxxx	xxxxxxxxxxxxxxxxxxxxxxx	xxxxxxxxxxxxxxxxxxxxxxx	xxxxxxxxxxxxxxxxxxxxxxx	xxxxxxxxxxxxxxxxxxxxxxx	xxxxxxxxxxxxxxxxxxxxxxx	xxxxxxxxxxxxxxxxxxxxxxx
Emergency Authorizations 2016	46-870			x	x		
		350,000.00	400,000.00	xxxxxxxxxxxxxxxxxxxxxxx	400,000.00	400,000.00	xxxxxxxxxxxxxxxxxxxxxxx
Special Emergency Authorizations- yr 1 of 5 Years 1,000,000.00 (N.J.S.40A:4-55)	46-875	200,000.00	405,433.00	xxxxxxxxxxxxxxxxxxxxxxx	xxxxxx	405,433.00	xxxxxxxxxxxxxxxxxxxxxxx
Special Emergency Authorizations- yr 3 of 5 Years(N.J.S.40A:4-55) - Revaluation Ord2-2012	46-875	103,820.00	103,820.00	xxxxxxxxxxxxxxxxxxxxxxx	xxxxxx	103,820.00	xxxxxxxxxxxxxxxxxxxxxxx
Special Emergency Authorizations-yr 1 of 3 Years (N.J.S. 40A:4-55.1 & 40A:4-55.13)	46-871			x	x		
				xxxxxxxxxxxxxxxxxxxxxxx	xxxxxx		xxxxxxxxxxxxxxxxxxxxxxx
				xxxxxxxxxxxxxxxxxxxxxxx	xxxxxx		xxxxxxxxxxxxxxxxxxxxxxx
				xxxxxxxxxxxxxxxxxxxxxxx	xxxxxx		xxxxxxxxxxxxxxxxxxxxxxx
<b>Total Deferred Charges - Municipal- Excluded from "CAPS"</b>	46-999	653,820.00	909,253.00	xxxxxxxxxxxxxxxxxxxxxxx	xxxxxx	909,253.00	xxxxxxxxxxxxxxxxxxxxxxx
<b>(F) Judgements (N.J.S.A. 40A:4-45.3cc)</b>	37-480						xxxxxxxxxxxxxxxxxxxxxxx
<b>(N)Transferred to Board of Education for Use of Local Schools (N.J.S.A. 40:48-17.1 &amp; 17.3)</b>	29-405			xxxxxxxxxxxxxxxxxxxxxxx	xxxxxx		xxxxxxxxxxxxxxxxxxxxxxx
				xxxxxxxxxxxxxxxxxxxxxxx	xxxxxx		xxxxxxxxxxxxxxxxxxxxxxx
<b>(G)With Prior Consent of Local Finance Board: Cash Deficit of Preceeding Year</b>	46-885			xxxxxxxxxxxxxxxxxxxxxxx	xxxxxx		xxxxxxxxxxxxxxxxxxxxxxx
				xxxxxxxxxxxxxxxxxxxxxxx	xxxxxx		xxxxxxxxxxxxxxxxxxxxxxx
<b>(H-2) Total General Appropriations for Municipal Purposes Excluded from "CAPS"</b>	34-309	7,397,439.71	8,081,372.63			8,141,372.63	355,810.78

**CURRENT FUND - APPROPRIATIONS**

8. GENERAL APPROPRIATIONS	FCOA	Appropriated				Expended 2016					
		for 2017		for 2016		for 2016 By Emergency Appropriation	Total for 2016 As Modified By All Transfers	Paid or Charged		Reserved	
For Local District School Purposes- Excluded from "CAPS"	xxxxxx	xxxxxxxxxxxxxxxxxxxxxx	xxxxxxxxxxxxxxxxxxxxxx	xxxxxxxxxxxxxxxxxxxxxx	xxxxxxxxxxxxxxxxxxxxxx	xxxxxxxxxxxxxxxxxxxxxx	xxxxxxxxxxxxxxxxxxxxxx	xxxxxxxxxxxxxxxxxxxxxx	xxxxxxxxxxxxxxxxxxxxxx	xxxxxxxxxxxxxxxxxxxxxx	xxxxxxxxxxxxxxxxxxxxxx
<b>(1) Type 1 District School Debt Service</b>	xxxxxx	xxxxxxxxxxxxxxxxxxxxxx	xxxxxxxxxxxxxxxxxxxxxx	xxxxxxxxxxxxxxxxxxxxxx	xxxxxxxxxxxxxxxxxxxxxx	xxxxxxxxxxxxxxxxxxxxxx	xxxxxxxxxxxxxxxxxxxxxx	xxxxxxxxxxxxxxxxxxxxxx	xxxxxxxxxxxxxxxxxxxxxx	xxxxxxxxxxxxxxxxxxxxxx	xxxxxxxxxxxxxxxxxxxxxx
Payment of Bond Principal	48-920	321,921.00	308,005.00			308,005.00		308,005.00		xxxxxxxxxxxxxxxxxxxxxx	xxxxxx
Payment of Bond Anticipation Notes	48-925									xxxxxxxxxxxxxxxxxxxxxx	xxxxxx
Interest on Bonds	48-930	12,877.00	25,198.00			25,198.00		25,197.04		xxxxxxxxxxxxxxxxxxxxxx	xxxxxx
Interest on Notes	48-935									xxxxxxxxxxxxxxxxxxxxxx	xxxxxx
Green Acres Loan										xxxxxxxxxxxxxxxxxxxxxx	xxxxxx
<b>Total of Type 1 District School Debt Service -Excluded from "CAPS"</b>	48-999	<b>334,798.00</b>	<b>333,203.00</b>	<b>0.00</b>		<b>333,203.00</b>		<b>333,202.04</b>		xxxxxxxxxxxxxxxxxxxxxx	xxxxxx
<b>(J) Deferred Charges and Statutory Expenditures- Local School - Excluded from "CAPS"</b>	xxxxxx	xxxxxxxxxxxxxxxxxxxxxx	xxxxxxxxxxxxxxxxxxxxxx	xxxxxxxxxxxxxxxxxxxxxx	xxxxxxxxxxxxxxxxxxxxxx	xxxxxxxxxxxxxxxxxxxxxx	xxxxxxxxxxxxxxxxxxxxxx	xxxxxxxxxxxxxxxxxxxxxx	xxxxxxxxxxxxxxxxxxxxxx	xxxxxxxxxxxxxxxxxxxxxx	xxxxxxxxxxxxxxxxxxxxxx
Emergency Authorizations - Schools	29-406			xxxxxxxxxxxxxxxxxxxxxx	xxxxxx					xxxxxxxxxxxxxxxxxxxxxx	xxxxxx
Capital Project for Land, Building or Equipment N.J.S. 18A:22-20	29-407									xxxxxxxxxxxxxxxxxxxxxx	xxxxxx
<b>Total of Deferred Charges and Statutory Expenditures- Local School- Excluded from "CAPS"</b>	29-409	<b>0.00</b>	<b>0.00</b>	<b>0.00</b>		<b>0.00</b>		<b>0.00</b>		xxxxxxxxxxxxxxxxxxxxxx	xxxxxx
<b>(K) Total Municipal Appropriations for Local District School Purposes {(item (1) and (j)- Excluded from "CAPS"</b>	29-410	<b>334,798.00</b>	<b>333,203.00</b>	<b>0.00</b>		<b>333,203.00</b>		<b>333,202.04</b>		xxxxxxxxxxxxxxxxxxxxxx	xxxxxx
<b>(O) Total General Appropriations - Excluded from "CAPS"</b>	34-399	<b>7,732,237.71</b>	<b>8,414,575.63</b>	<b>0.00</b>		<b>8,474,575.63</b>		<b>8,113,464.78</b>		<b>355,810.78</b>	
<b>(L) Subtotal General Appropriations {items (H-1) and (O)}</b>	34-400	<b>61,487,576.78</b>	<b>60,256,569.55</b>	<b>1,350,000.00</b>		<b>61,606,569.55</b>		<b>58,924,810.79</b>		<b>2,675,467.16</b>	
<b>(M) Reserve for Uncollected Taxes</b>	50-899	<b>4,528,000.00</b>	<b>4,329,331.39</b>	xxxxxxxxxxxxxxxxxxxxxx	xxxxxx	<b>4,329,331.39</b>		<b>4,329,331.39</b>		xxxxxxxxxxxxxxxxxxxxxx	xxxxxx
<b>9. Total General Appropriations</b>	34-499	<b>66,015,576.78</b>	<b>64,585,900.94</b>	<b>1,350,000.00</b>		<b>65,935,900.94</b>		<b>63,254,142.18</b>		<b>2,675,467.16</b>	

**CURRENT FUND - APPROPRIATIONS**

8. GENERAL APPROPRIATIONS  Summary of Appropriations	FCOA	Appropriated				Expended 2016					
		for 2017		for 2016		for 2016 By Emergency Appropriation	Total for 2016 As Modified By All Transfers	Paid or Charged		Reserved	
(H1) Total General Appropriations for  Municipal Purposes within "CAPS"	34-299	53,755,339.07		51,841,993.92		1,350,000.00	53,131,993.92	50,811,346.01		2,319,656.38	
	xxxxxxx										
(A) Operations- Excluded from "CAPS"	xxxxxxx	xxxxxxxxxxxxxx	xx	xxxxxxxxxxxxxx	xx	xxxxxxxxxxxxxx	xx	xxxxxxxxxxxxxx	xx	xxxxxxxxxxxxxx	xx
Other Operations	34-300	4,188,000.00		961,294.00			1,021,294.00	805,666.72		215,627.28	
Uniform Construction Code	22-999										
Shared Service Agreements	42-999	4,200.00		36,400.00			36,400.00	32,900.00		3,500.00	
Additional Appropriations Offset by Revs.	34-303	0.00		0.00			0.00	0.00		0.00	
Public & Private Progs Offset by Revs.	40-999	380,628.71		3,692,315.63			3,692,315.63	3,692,315.63		0.00	
Total Operations- Excluded from "CAPS"	34-305	4,572,828.71		4,690,009.63		0.00	4,750,009.63	4,530,882.35		219,127.28	
(C) Capital Improvements	44-999	335,000.00		535,000.00			535,000.00	398,316.50		136,683.50	
(D) Municipal Debt Service	45-999	1,835,791.00		1,947,110.00			1,947,110.00	1,941,810.89		xxxxxxxxxxxxxx	xx
(E) Total Deferred Charges (sheet 28)	46-999	653,820.00		909,253.00		xxxxxxxxxxxxxx	xx	909,253.00		xxxxxxxxxxxxxx	xx
(F) Judgements	37-480										
(G) Cash Deficit	46-885					xxxxxxxxxxxxxx	xx			xxxxxxxxxxxxxx	xx
(K) Local District School Purposes	24-410	334,798.00		333,203.00			333,203.00	333,202.04		xxxxxxxxxxxxxx	xx
(N) Transferred to Board of Education	29-405					xxxxxxxxxxxxxx	xx			xxxxxxxxxxxxxx	xx
(M) Reserve for Uncollected Taxes	50-899	4,528,000.00		4,329,331.39		xxxxxxxxxxxxxx	xx	4,329,331.39		xxxxxxxxxxxxxx	xx
Total General Appropriations	34-499	66,015,576.78		64,585,900.94		1,350,000.00	65,935,900.94	63,254,142.18		2,675,467.16	

## DEDICATED WATER / SEWER UTILITY BUDGET

DEDICATED REVENUES FROM WATER UTILITY	FCOA	Anticipated			Realized in Cash 2016
		2017		2016	
Operating Surplus Anticipated	08-501			1,250,000.00	1,250,000.00
Operating Surplus Anticipated with Prior Written Consent of Director of Local Government Services	08-502				
Total Operating Surplus Anticipated	08-500	-		1,250,000.00	1,250,000.00
Rents	08-503	8,200,000.00		8,800,000.00	8,208,347.00
Additional Rents	08-503	999,936.00			
Fire Hydrant Service	08-504				
Water/Sewer Capital Surplus	08-505	311,000.00			
	08-505				
Special Items of General Revenue Anticipated with Prior Written Consent of Director of Local Government Services	XXXXXXX	XXXXXXXXXX		XXXXXXXXXX	XXXXXXXXXX
Deficit (General Budget)	08-549				
Total Water Utility Revenues	08-599	9,510,936.00		10,050,000.00	9,458,347.00



**DEDICATED WATER / SEWER UTILITY BUDGET - (continued)**

\* Note: Use sheet 32 for Water Utility only.

11. APPROPRIATIONS FOR WATER UTILITY	FCOA	Appropriated						Expended 2016		
		for 2017	for 2016	for 2016 By Emergency Appropriation	Total for 2016 As Modified By All Transfers	Paid or Charged	Reserved			
<b>Operating:</b>	xxxxxx	xxxxxxxxxx	xx	xxxxxxxxxx	xx	xxxxxxxxxx	xx	xxxxxxxxxx	xx	xxxxxxxxxx
Salaries & Wages	55-501	174,800.00		268,600.00		268,600.00		238,313.08		30,286.92
Other Expenses	55-502	5,877,422.00		7,190,226.00		2,500,000.00		9,690,226.00		9,271,254.92
Debt Service Admin		12,505.00		11,510.00		11,510.00		11,505.00		5.00
Settlement NJDEP										
<b>Capital Improvements:</b>	xxxxxx	xxxxxxxxxx	xx	xxxxxxxxxx	xx	xxxxxxxxxx	xx		xx	xxxxxxxxxx
Down Payments on Improvements	55-510									
Capital Improvement Fund	55-511									
Capital Outlay	55-512									
<b>Debt Service</b>		xxxxxxxxxx	xx	xxxxxxxxxx	xx	xxxxxxxxxx	xx		xx	xxxxxxxxxx
Payment of Bond Principal	55-520	1,240,000.00		1,170,000.00				1,170,000.00		1,170,000.00
Payment of Bond Anticipation Notes and Capital Notes	55-521									xxxxxxxxxx
Interest on Bonds	55-522	843,465.00		898,293.00				898,292.50		898,292.50
Interest on Notes	55-523	30,000.00								xxxxxxxxxx
NJEIT Principal and Interest		514,173.00		511,371.00				511,371.00		461,969.50
<b>TOTAL DEBT SERVICE</b>		<b>2,627,638.00</b>		<b>2,579,664.00</b>				<b>2,579,664.00</b>		<b>2,530,262.00</b>
										-

**DEDICATED WATER / SEWER UTILITY BUDGET - (continued)**

\* Note: Use sheet 33 for Water Utility only.

11. APPROPRIATIONS FOR WATER UTILITY	FCOA	Appropriated					Expended 2016				
		for 2017		for 2016		for 2016 By Emergency Appropriation	Total for 2016 As Modified By All Transfers	Paid or Charged	Reserved		
<b>Deferred Charges and Statutory Expenditures:</b>	xxxxxx	xxxxxxxxxx	xx	xxxxxxxxxx	xx	xxxxxxxxxx	xx	xxxxxxxxxx	xx	xxxxxxxxxx	
<b>DEFERRED CHARGES:</b>	xxxxxx	xxxxxxxxxx	xx	xxxxxxxxxx	xx	xxxxxxxxxx	xx	xxxxxxxxxx	xx	xxxxxxxxxx	
Emergency Authorizations (yr 1 of 5)	55-530	430,000.00				xxxxxxxxxx				xxxxxxxxxx	
						xxxxxxxxxx				xxxxxxxxxx	
						xxxxxxxxxx				xxxxxxxxxx	
						xxxxxxxxxx				xxxxxxxxxx	
						xxxxxxxxxx				xxxxxxxxxx	
<b>STATUTORY EXPENDITURES:</b>	xxxxxx	xxxxxxxxxx	xx	xxxxxxxxxx	xx	xxxxxxxxxx	xx	xxxxxxxxxx	xx	xxxxxxxxxx	
Contribution To:											
Public Employees' Retirement System	55-540										
Social Security System (O.A.S.I)	55-541										
Unemployment Compensation Insurance (N.J.S.A. 43:21-3 et. seq.)	55-542										
<b>Prior Year Overexpenditures</b>											
<b>Judgements</b>	55-531										
<b>Deficits in Operations in Prior Years</b>	55-532	388,571.00				xxxxxxxxxx				xxxxxxxxxx	
<b>Surplus (General Budget)</b>	55-545					xxxxxxxxxx				xxxxxxxxxx	
<b>TOTAL WATER UTILITY APPROPRIATIONS</b>	55-599	9,510,936.00		10,050,000.00		2,500,000.00		12,550,000.00		12,051,335.00	449,263.00

**CITY OF ORANGE TOWNSHIP  
2017 MUNICIPAL BUDGET**

**Sheets 34 - 36 - Not Applicable to Municipal Budget and have been omitted from this document**

**DEDICATED ASSESSMENT BUDGET**

14. DEDICATED REVENUES FROM	FCOA	Anticipated		Realized in Cash in 2016
		2017	2016	
Assessment Cash	51-101			
Deficit (General Budget)	51-885			
<b>Total Assessment Revenues</b>	<b>51-899</b>			
15. APPROPRIATIONS FOR ASSESSMENT DEBT	FCOA	Appropriated		Expended 2016 Paid or Charged
		2017	2016	
Payment of Bond Principal	51-920			
Payment of Bond Anticipation Notes	51-925			
<b>Total Assessment Appropriations</b>	<b>51-999</b>			

**DEDICATED WATER UTILITY ASSESSMENT BUDGET**

14. DEDICATED REVENUES FROM	FCOA	Anticipated		Realized in Cash in 2016
		2017	2016	
Assessment Cash	52-101			
Deficit Water Utility Budget	52-885			
<b>Total Water Utility Assessment Revenues</b>	<b>52-899</b>			
15. APPROPRIATIONS FOR ASSESSMENT DEBT	FCOA	Appropriated		Expended 2016 Paid or Charged
		2017	2016	
Payment of Bond Principal	52-920			
Payment of Bond Anticipation Notes	52-925			
<b>Total Water Utility Assessment Appropriations</b>	<b>52-999</b>			

**DEDICATED ASSESSMENT BUDGET**

**UTILITY**

14. DEDICATED REVENUE FROM	FCOA	Anticipated		Realized In Cash in 2016
		2017	2016	
Assessment Cash	53-101			
Deficit ( _____ )	53-885			
Total _____ Assessment Revenues	53-899			
15. APPROPRIATIONS FOR ASSESSMENT DEBT	FCOA	Appropriated		Expended 2016 Paid or Charged
		2017	2016	
Payment of Bond Principal	53-920			
Payment of Bond Anticipation Notes	53-925			
Total _____ Utility	53-999			
Assessment Appropriations				

Dedication by Rider- (N.J.S. 40a:4-39) " The dedicated revenues anticipated during the year 2017 from Animal Control;, State or Federal Aid for Maintenance of Libraries,

Bequest, Escheat; Federal Grant; Construction Code Fees Due Hackensack Meadowlands Development Commission;Outside Employment of Off-Duty Municipal Police

Officers; Unemployment Compensation Insurance; Reimbursement of Sale of Gasoline to State Automobiles; State Training Fees - Uniform Construction Code Act:

Older Americans Act - Program Contributions; Municipal Alliance on Alcoholism and Drug Abuse - Program Income; Street Opening Trust \_\_\_\_\_

Housing and Community Development Act of 1974; Parking Offenses Adjudication Act; Self Insurance Programs; Neighborhood Preservation Program; \_\_\_\_\_

Disposal of Forfeited Property; UCC Code Enforcement Fees 3rd Party; Uniform Fire Safety Act; Recreation Trust; Municipal Public Defender; Accumulated Absences; \_\_\_\_\_

Developer's Escrow Fund; Zoning Escrow Account; Electronic Receipts Fees; Storm Recovery Trust; Affordable Housing \_\_\_\_\_

are hereby anticipated as revenue and are hereby appropriated for the purposes to which said revenue is dedicated by statute or other legal requirement."

*(Insert additional appropriate titles in space above when applicable, if resolution for rider has been approved by the Director)*

**APPENDIX TO BUDGET STATEMENT**

**CURRENT FUND BALANCE SHEET - DECEMBER 31, 2016**

ASSETS			
Cash and Investments	1110100	12,793,061.00	
Due from State of N.J.(c20,P.L. 1971)	1111000	105,256.00	
Federal and State Grants Receivable	1110200	7,329,098.00	
Receivables with Offsetting Reserves:	xxxxxxxx	xxxxxxxx	
Taxes Receivable	1110300	4,206,038.00	
Tax Title Liens Receivable	1110400	2,482,839.00	
Property Acquired by Tax Title Lien Liquidation	1110500	856,500.00	
Other Receivables	1110600	426,191.00	
Deferred Charges Required to be in 2017 Budget	1110700	659,423.00	
Deferred Charges Required to be in Budgets Subsequent to 2017	1110800	903,820.00	
Total Assets	1110900	29,762,226.00	
LIABILITIES, RESERVES AND SURPLUS			
*Cash Liabilities	2110100	13,570,623.00	
Reserves for Receivables	2110200	8,645,316.00	
Surplus	2110300	7,546,287.00	
Total Liabilities, Reserves and Surplus		29,762,226.00	

School Tax Levy Unpaid	2220110		
Less School Tax Deferred	2220200		
*Balance Included in Above "Cash Liabilities"	2220300	-	

(Important:This appendix must be included in advertisement of budget.)

**COMPARATIVE STATEMENT OF CURRENT FUND OPERATIONS AND CHANGE IN CURRENT SURPLUS**

		YEAR 2016	YEAR 2015
Surplus Balance, January 1st	2310100	7,568,858.00	2,756,971.54
CURRENT REVENUE ON A CASH BASIS			
Current Taxes		57,673,525.00	55,883,998.49
*(Percentage collected:2015 93.74 %, 2014 93.26 %)	2310200		
Delinquent Taxes	2310300	2,770,250.00	4,648,850.43
Other Revenues and Additions to Income	2310400	20,373,761.00	22,385,000.93
Total Funds	2310500	80,817,536.00	82,917,849.85
EXPENDITURES AND TAX REQUIREMENTS:			
Municipal Appropriations	2310600	61,600,278.00	59,778,318.59
School Taxes (Including Local and Regional)	2310700	11,809,218.00	11,283,547.00
County Taxes(Including Added Tax Amounts)	2310800	7,604,885.00	7,349,491.24
Special District Taxes	2310900		
Other Expenditures and Deductions from Income	2311000	1,181,329.00	98,308.51
Total Expenditures and Tax Requirements	2311100	82,195,710.00	78,509,665.34
Less: Expenditures to be Raised by Future Taxes	2311200	1,355,603.00	403,702.31
Total Adjusted Expenditures and Tax Requirements	2311300	80,840,107.00	78,105,963.03
Surplus Balance - December 31st	2311400	7,546,287.00	7,568,858.36

\*Nearest even percentage may be used

**Proposed Use of Current Fund Surplus in 2017 Budget**

Surplus Balance December 31, 2016	2311500	7,546,287.00	
Current Surplus Anticipated in 2017 Budget	2311600	4,760,548.00	
Surplus Balance Remaining	2311700	2,785,739.00	

2017

CAPITAL BUDGET AND CAPITAL IMPROVEMENT PROGRAM

This section is included with the Annual Budget pursuant to N.J.S.C. 5:30-4. It does not in itself confer any authorization to raise or expend funds. Rather it is a document used as part of the local unit's planning and management program. Specific authorization to expend funds for purposes described in this section must be granted elsewhere, by a separate bond ordinance, by inclusion of a line item in the Capital Improvement Section of this budget, by an ordinance taking the money from the Capital Improvement Fund, or other lawful means.

**CAPITAL BUDGET**

- A plan for all capital expenditures for the current fiscal year.  
If no Capital Budget is included, check the reason why:

- Total capital expenditures this year do not exceed \$25,000, including appropriations for Capital Improvement Fund, Capital Line Items and Down Payments on Improvements.
- No bond ordinances are planned this year.

**CAPITAL IMPROVEMENT PROGRAM**

- A multi-year list of planned capital projects, including the current year.  
Check appropriate box for number of years covered, including current year:

- 3 years. (Population under 10,000)
- 6 years. (Over 10,000 and all county governments)
- \_\_\_\_ years. (Exceeding minimum time period)

- Check if municipality is under 10,000, has not expended more than \$25,000 annually for capital purposes in immediately previous three years, and is not adopting CIP.

**NARRATIVE FOR CAPITAL IMPROVEMENT PROGRAM**



**CAPITAL BUDGET (Current Year Action)  
2017**

**Local Unit**

1 PROJECT TITLE	2 PROJECT NUMBER	3 ESTIMATED TOTAL COST	4 AMOUNTS RESERVED IN PRIOR YEARS	5 PLANNED FUNDING SERVICES FOR CURRENT YEAR - 2017					6 TO BE FUNDED IN FUTURE YEARS
				5a 2016 Budget Appropriations	5b Capital Improvement Fund	5c Capital Surplus	5d Grants in Aid and Other Funds	5e Debt Authorized	
<b>CITY HALL IMPROVEMENTS</b>									
Parking Lot Access Control Systems-City Hall		100,000.00			0.00				100,000.00
Replace Elevator-City Hall		100,000.00			5,000.00			95,000.00	0.00
Upgrade HVAC System-City Hall		180,000.00			9,000.00			171,000.00	0.00
Security Glass - Tax Collector's Office		30,000.00			1,500.00			28,500.00	0.00
Window Replacements-City Hall		30,000.00			1,500.00			28,500.00	0.00
Lights Upgraded-1st Fl Hallway & 4th Fl -City Hall		7,200.00			360.00			6,840.00	0.00
Floor Repairs/Replacement 4th Fl-City Hall		10,500.00			0.00				10,500.00
<b>FIRE DEPARTMENT</b>									
Upgrade/Replace Light Fixtures & Wiring-OFD		28,000.00			1,400.00			26,600.00	0.00
Structural Repairs-Central Firehouse Headquarters		250,000.00			2,500.00			47,500.00	200,000.00
Extrication Tools & Equipment		25,000.00			1,250.00			23,750.00	0.00
30 SCBA Air Cylinders / 15 Yr. Life Expiration		78,000.00			3,900.00			74,100.00	0.00
<b>PAGE TOTAL</b>	<b>33-199</b>	838,700.00			26,410.00			501,790.00	310,500.00

**CAPITAL BUDGET (Current Year Action)  
2017**

**Local Unit**

1 PROJECT TITLE	2 PROJECT NUMBER	3 ESTIMATED TOTAL COST	4 AMOUNTS RESERVED IN PRIOR YEARS	5 PLANNED FUNDING SERVICES FOR CURRENT YEAR - 2017					6 TO BE FUNDED IN FUTURE YEARS
				5a 2016 Budget Appropriations	5b Capital Improvement Fund	5c Capital Surplus	5d Grants in Aid and Other Funds	5e Debt Authorized	
<b>POLICE DEPARTMENT</b>									
SRT vehicle 4wd chassi, AC in rear, outfitted		108,000.00			0.00				108,000.00
Enforsys/MorphoTrak Interface		37,000.00			1,850.00			35,150.00	
Hot Water Heater Replacement-OPD		61,000.00			3,050.00			57,950.00	
Hallway Flooring Repair/Replacement-OPD		2,000.00			100.00			1,900.00	
2nd Floor Hallway Carpet Replacement-OPD		10,000.00			500.00			9,500.00	
Side Entry Door Replacement-OPD		5,000.00			250.00			4,750.00	
Lights Changed to LED throughout the Bldg-OPD		8,000.00			400.00			7,600.00	0.00
Faucets Replacements-All Public Restrooms-OPD		2,500.00			125.00			2,375.00	0.00
<b>PARKS &amp; RECREATION</b>									
New Camera System-All Parks		200,000.00			10,000.00			190,000.00	0.00
Colgate Fieldhouse Sewer Line		18,750.00			938.00			17,812.00	
Concrete Wall Repairs @ Central Playground		20,000.00			1,000.00			19,000.00	
NEW-Add'l Overhead Baseball Netting-Central Playground		16,875.00			844.00			16,031.00	
Metcalf Ball Field Lighting Upgrade to Motion		10,000.00			500.00			9,500.00	0.00
Central Spray Park Rubber Pad Expansion		45,000.00			2,250.00			42,750.00	0.00
New SUV Vehicle for Recreation Dept		25,000.00			0.00				25,000.00
<b>PAGE TOTAL</b>	<b>33-199</b>	569,125.00			21,807.00			414,318.00	133,000.00

**CAPITAL BUDGET (Current Year Action)  
2017**

**Local Unit**

1 PROJECT TITLE	2 PROJECT NUMBER	3 ESTIMATED TOTAL COST	4 AMOUNTS RESERVED IN PRIOR YEARS	5 PLANNED FUNDING SERVICES FOR CURRENT YEAR - 2017					6 TO BE FUNDED IN FUTURE YEARS
				5a 2016 Budget Appropriations	5b Capital Improvement Fund	5c Capital Surplus	5d Grants in Aid and Other Funds	5e Debt Authorized	
<b>STREETS</b>								0	0
New Speed Hump Installations		15,000.00			750.00			14,250.00	0.00
NEW - Stamp Concrete Crosswalk (4 Intersections)		56,000.00			0.00				56,000.00
Brook Alley Garage Paving & Vehicle/Equip Wash Station		50,000.00			0.00				50,000.00
Main St Concrete Crosswalks Improvements		100,000.00			5,000.00			95,000.00	0.00
East Clark Place Drainage Improvements		260,850.00			0.00				260,850.00
Dodd Street Roadway Improvements		425,343.00			21,267.00			404,076.00	0.00
Roadway Improvements		3,000,000.00			150,000.00			2,850,000.00	0.00
NEW- Street Paint Machine		6,500.00			325.00			6,175.00	0.00
NEW- Main St Holiday Decorations		30,000.00			1,500.00			28,500.00	0.00
Main St Traffic Study/Eval (3 Intersections)-Prof Svs		15,000.00			0.00				15,000.00
Main St Holiday Lights		5,000.00			250.00			4,750.00	
Brook Alley Garage Parking Lot Resurfacing		45,000.00			0.00				45,000.00
Skidsteer-New		45,000.00			0.00				45,000.00
Debris Removal-DPW Dump Site		10,000.00			500.00			9,500.00	
Brine Maker		100,000.00			0.00				100,000.00
New-Small Garbage Truck		90,000.00			0.00				90,000.00
all projects contingency & debt issue costs		1,468,000.00			0.00				1,468,000.00
<b>TOTAL - ALL PROJECTS</b>	<b>33-199</b>	<b>7,129,518.00</b>			<b>227,809.00</b>			<b>4,328,359.00</b>	<b>2,573,350.00</b>

\_\_\_\_\_ YEAR CAPITAL PROGRAM - 2017 to \_\_\_\_\_  
 Anticipated Project Schedule and Funding Requirements

Local Unit

PROJECT TITLE	2 PROJECT NUMBER	3 ESTIMATED TOTAL COSTS	4 ESTIMATED COMPLETION TIME							
				5a 2017	5b 2018	5c 2019	5d 2020	5e 2021	5f 2022	
<b>CITY HALL IMPROVEMENTS</b>										
Parking Lot Access Control Systems-City Hall		100,000.00			100,000.00					
Replace Elevator-City Hall		100,000.00		100,000.00						
Upgrade HVAC System-City Hall		180,000.00		180,000.00						
Security Glass - Tax Collector's Office		30,000.00		30,000.00						
Window Replacements-City Hall		30,000.00		30,000.00						
Lights Upgraded-1st Fl Hallway & 4th Fl -City Hall		7,200.00		7,200.00						
Floor Repairs/Replacement 4th Fl-City Hall		10,500.00			10,500.00					
<b>FIRE DEPARTMENT</b>										
Upgrade/Replace Light Fixtures & Wiring-OFD		28,000.00		28,000.00						
Structural Repairs-Central Firehouse Headquarters		250,000.00		50,000.00	200,000.00					
Extrication Tools & Equipment		25,000.00		25,000.00						
30 SCBA Air Cylinders / 15 Yr. Life Expiration		78,000.00		78,000.00						
<b>PAGE TOTAL</b>	<b>33-299</b>	838,700.00		528,200.00	310,500.00	0.00	0.00			

\_\_\_\_\_ YEAR CAPITAL PROGRAM - 2017 to \_\_\_\_\_  
**Anticipated Project Schedule and Funding Requirements**

Local Unit

PROJECT TITLE	2 PROJECT NUMBER	3 ESTIMATED TOTAL COSTS	4 ESTIMATED COMPLETION TIME							
				5a 2017	5b 2018	5c 2019	5d 2020	5e 2021	5f 2022	
<b>POLICE DEPARTMENT</b>										
SRT vehicle 4wd chassi, AC in rear, outfitted		108,000.00				108,000.00				
Enforsys/MorphoTrak Interface		37,000.00		37,000.00						
Hot Water Heater Replacement-OPD		61,000.00		61,000.00						
Hallway Flooring Repair/Replacement-OPD		2,000.00		2,000.00						
2nd Floor Hallway Carpet Replacement-OPD		10,000.00		10,000.00						
Side Entry Door Replacement-OPD		5,000.00		5,000.00						
Lights Changed to LED throughout the Bldg-OPD		8,000.00		8,000.00						
Faucets Replacements-All Public Restrooms-OPD		2,500.00		2,500.00						
<b>PARKS &amp; RECREATION</b>										
New Camera System-All Parks		200,000.00		200,000.00						
Colgate Fieldhouse Sewer Line		18,750.00		18,750.00						
Concrete Wall Repairs @ Central Playground		20,000.00		20,000.00						
NEW-Add'l Overhead Baseball Netting-Central Playground		16,875.00		16,875.00						
Metcalf Ball Field Lighting Upgrade to Motion		10,000.00		10,000.00						
Central Spray Park Rubber Pad Expansion		45,000.00		45,000.00						
New SUV Vehicle for Recreation Dept		25,000.00			25,000.00					
<b>PAGE TOTAL</b>	<b>33-299</b>	569,125.00		436,125.00	25,000.00	108,000.00	0.00			

\_\_\_\_\_ YEAR CAPITAL PROGRAM - 2017 to \_\_\_\_\_  
**Anticipated Project Schedule and Funding Requirements**

Local Unit

PROJECT TITLE	2 PROJECT NUMBER	3 ESTIMATED TOTAL COSTS	4 ESTIMATED COMPLETION TIME	Local Unit					
				5a 2017	5b 2018	5c 2019	5d 2020	5e 2021	5f 2022
<b>STREETS</b>									
New Speed Hump Installations		15,000.00		15,000.00					
NEW - Stamp Concrete Crosswalk (4 Intersections)		56,000.00			56,000.00				
Brook Alley Garage Paving & Vehicle/Equip Wash Station		50,000.00			50,000.00				
Main St Concrete Crosswalks Improvements		100,000.00		100,000.00					
East Clark Place Drainage Improvements		260,850.00			260,850.00				
Dodd Street Roadway Improvements		425,343.00		425,343.00					
Roadway Improvements		3,000,000.00		3,000,000.00					
NEW- Street Paint Machine		6,500.00		6,500.00					
NEW- Main St Holiday Decorations		30,000.00		30,000.00					
Main St Traffic Study/Eval (3 Intersections)-Prof Svs		15,000.00			15,000.00				
Main St Holiday Lights		5,000.00		5,000.00					
Brook Alley Garage Parking Lot Resurfacing		45,000.00			45,000.00				
Skidsteer-New		45,000.00			45,000.00				
Debris Removal-DPW Dump Site		10,000.00		10,000.00					
Brine Maker		100,000.00			100,000.00				
New-Small Garbage Truck		90,000.00			90,000.00				
all projects contingency & debt issue costs		1,468,000.00			1,468,000.00				
<b>TOTAL - ALL PROJECTS</b>	<b>33-199</b>	7,129,518.00		4,556,168.00	2,465,350.00	108,000.00	0.00		

\_\_\_\_ YEAR CAPITAL PROGRAM - 2017 to 2021  
**SUMMARY OF ANTICIPATED FUNDING SOURCES AND AMOUNTS**  
 Local Unit

1 PROJECT TITLE	2 Estimated Total Cost	BUDGET APPROPRIATIONS		4 Capital Improve- ment Fund	5 Capital Surplus	6 Grants-in- Aid and Other Funds	BONDS AND NOTES				
		3a Current Year 2017	3b Future Years				7a General	7b Self Liquidating	7c Assessment	7d School	
<b>CITY HALL IMPROVEMENTS</b>											
Parking Lot Access Control Systems-City Hall	100,000.00			5,000.00			95,000.00				
Replace Elevator-City Hall	100,000.00			5,000.00			95,000.00				
Upgrade HVAC System-City Hall	180,000.00			9,000.00			171,000.00				
Security Glass - Tax Collector's Office	30,000.00			1,500.00			28,500.00				
Window Replacements-City Hall	30,000.00			1,500.00			28,500.00				
Lights Upgraded-1st Fl Hallway & 4th Fl -City Hall	7,200.00			360.00			6,840.00				
Floor Repairs/Replacement 4th Fl-City Hall	10,500.00			525.00			9,975.00				
<b>FIRE DEPARTMENT</b>											
Upgrade/Replace Light Fixtures & Wiring-OFD	28,000.00			1,400.00			26,600.00				
Structural Repairs-Central Firehouse Headquarters	250,000.00			12,500.00			237,500.00				
Extrication Tools & Equipment	25,000.00			1,250.00			23,750.00				
30 SCBA Air Cylinders / 15 Yr. Life Expiration	78,000.00			3,900.00			74,100.00				
<b>PAGE TOTAL</b>	<b>33-399</b>	838,700.00	0.00	0.00	41,935.00	0.00	0.00	796,765.00	0	0	0

YEAR CAPITAL PROGRAM - 2017 to 2021  
**SUMMARY OF ANTICIPATED FUNDING SOURCES AND AMOUNTS**  
 Local Unit

1 PROJECT TITLE	2 Estimated Total Cost	BUDGET APPROPRIATIONS		4 Capital Improve- ment Fund	5 Capital Surplus	6 Grants-in- Aid and Other Funds	BONDS AND NOTES				
		3a Current Year 2017	3b Future Years				7a General	7b Self Liquidating	7c Assessment	7d School	
<b>POLICE DEPARTMENT</b>				0			0				
SRT vehicle 4wd chassi, AC in rear, outfitted	108,000.00			5,400.00			102,600.00				
Enforsys/MorphoTrak Interface	37,000.00			1,850.00			35,150.00				
Hot Water Heater Replacement-OPD	61,000.00			3,050.00			57,950.00				
Hallway Flooring Repair/Replacement-OPD	2,000.00			100.00			1,900.00				
2nd Floor Hallway Carpet Replacement-OPD	10,000.00			500.00			9,500.00				
Side Entry Door Replacement-OPD	5,000.00			250.00			4,750.00				
Lights Changed to LED throughout the Bldg-OPD	8,000.00			400.00			7,600.00				
Faucets Replacements-All Public Restrooms-OPD	2,500.00			125.00			2,375.00				
<b>PARKS &amp; RECREATION</b>											
New Camera System-All Parks	200,000.00			10,000.00			190,000.00				
Colgate Fieldhouse Sewer Line	18,750.00			937.50			17,812.50				
Concrete Wall Repairs @ Central Playground	20,000.00			1,000.00			19,000.00				
NEW-Add'l Overhead Baseball Netting-Central Playground	16,875.00			843.75			16,031.25				
Metcalf Ball Field Lighting Upgrade to Motion	10,000.00			500.00			9,500.00				
Central Spray Park Rubber Pad Expansion	45,000.00			2,250.00			42,750.00				
New SUV Vehicle for Recreation Dept	25,000.00			1,250.00			23,750.00				
<b>PAGE TOTAL</b>	<b>33-399</b>	569,125.00	0.00	0.00	28,456.25	0.00	0.00	540,668.75	0	0	0



YEAR CAPITAL PROGRAM - 2017 to 2021  
**SUMMARY OF ANTICIPATED FUNDING SOURCES AND AMOUNTS**  
 Local Unit

1 PROJECT TITLE	2 Estimated Total Cost	BUDGET APPROPRIATIONS		4 Capital Improve- ment Fund	5 Capital Surplus	6 Grants-in- Aid and Other Funds	BONDS AND NOTES				
		3a Current Year 2017	3b Future Years				7a General	7b Self Liquidating	7c Assessment	7d School	
<b>STREETS</b>											
New Speed Hump Installations	15,000.00			750.00			14,250.00				
NEW - Stamp Concrete Crosswalk (4 Intersections)	56,000.00			2,800.00			53,200.00				
Brook Alley Garage Paving & Vehicle/Equip Wash Station	50,000.00			2,500.00			47,500.00				
Main St Concrete Crosswalks Improvements	100,000.00			5,000.00			95,000.00				
East Clark Place Drainage Improvements	260,850.00			13,042.50			247,807.50				
Dodd Street Roadway Improvements	425,343.00			21,267.15			404,075.85				
Roadway Improvements	3,000,000.00			150,000.00			2,850,000.00				
NEW- Street Paint Machine	6,500.00			325.00			6,175.00				
NEW- Main St Holiday Decorations	30,000.00			1,500.00			28,500.00				
Main St Traffic Study/Eval (3 Intersections)-Prof Svs	15,000.00			750.00			14,250.00				
Main St Holiday Lights	5,000.00			250.00			4,750.00				
Brook Alley Garage Parking Lot Resurfacing	45,000.00			2,250.00			42,750.00				
Skidsteer-New	45,000.00			2,250.00			42,750.00				
Debris Removal-DPW Dump Site	10,000.00			500.00			9,500.00				
Brine Maker	100,000.00			5,000.00			95,000.00				
New-Small Garbage Truck	90,000.00			4,500.00			85,500.00				
all projects contingency & debt issue costs	1,468,000.00			73,400.00			1,394,600.00				
<b>TOTAL - ALL PROJECTS</b>	<b>33-199</b> 7,129,518.00		0.00	0.00	356,475.90	0.00	0.00	6,773,042.10	0.00	0.00	0.00

LOCAL UNIT \_\_\_\_\_ COUNTY/MUNICIPAL OPEN SPACE, RECREATION, FARMLAND AND HISTORIC PRESERVATION TRUST FUND

DEDICATED REVENUES		Anticipated		Realized in Cash	APPROPRIATIONS	Appropriated		Expended 2016		
FROM TRUST FUND	FCOA	2017	2016	in 2016		FCOA	for 2017	for 2016	Paid or Charged	Reserved
By Taxation	54-190				Recreation and Conservation:		xxxxxxx	xxxxxxx	xxxxxxx	xxxxxxx
					Salaries & Wages	54-385-1				
Interest Income	54-113				Other Expenses	54-385-2				
Reserve Funds:					Recreation and Conservation:		xxxxxxx	xxxxxxx	xxxxxxx	xxxxxxx
					Salaries & Wages	54-375-1				
					Other Expenses	54-375-2				
					Historic Preservation:		xxxxxxx	xxxxxxx	xxxxxxx	xxxxxxx
					Salaries & Wages	54-176-1				
					Other Expenses	54-176-2				
					and Conservation:	54-915-2				
Total Trust Fund Revenues:	54-299				Acquisition of Farmland	54-916-2				
<b>Summary of Program</b>					Down Payments on Improvements	54-906-2				
Year Referendum Passed/Implemented:				(Date)	Debt Service:		xxxxxxx	xxxxxxx	xxxxxxx	xxxxxxx
Rate Assessed:		\$			Payment of Bond Principal	54-920-2				xxxxxxx
Total Tax Collected to date		\$			Payment of Bond Anticipation Notes and Capital Notes	54-925-2				xxxxxxx
Total Expended to date:		\$			Interest on Bonds	54-930-2				xxxxxxx
Total Acreage Preserved to date				(Acres)	Interest on Notes	54-935-2				xxxxxxx
Recreation land preserved in 2016:				(Acres)	Reserve for Future Use	54-950-2				
Farmland preserved in 2016:				(Acres)	Total Trust Fund Appropriations:	54-499				
				(Acres)						

**Annual List of Change Orders Approved  
Pursuant to N.J.A.C. 5:30-11**

Contracting Unit: City of Orange Township

Year Ending: December 31, 2016

The following is a complete list of all change orders which caused the originally awarded contract price to be exceeded by more than 20 percent. For regulatory details please consult N.J.A.C. 5:30-11.1 et. Seq. Please identify each change order by name of the project.


- 1
- 2
- 3
- 4

For each change order listed above, submit with introduced budget a copy of the governing body resolution authorizing the change order and an Affidavit of Publication for the newspaper notice required by N.J.A.C. 5:30-11.9(d). (Affidavit must include a copy of the newspaper notice.)

If you have not had a change order exceeding the 20 percent threshold for the year indicated above, please check here  and certify below.

March 8, 2017

Date

  
Clerk of the Governing Body



# State of New Jersey Local Government Services

**Year:** 2017 **Municipal User Friendly Budget**

**MUNICIPALITY:** 0717 Orange City - County of Essex Adopted ▼

**Municode:** 0717 **Filename:** 0717\_fba\_2017.xlsm

**Website:** www.ci.orange.nj.us

**Phone Number:** 973-266-4010

**Mailing Address:** 29 North Day Street

[Email the UFB if not using Outlook](#)

**Municipality:** Orange **State:** NJ **Zip:** 07050

### Mayor

First Name	Middle Name	Last Name	Term Expires	Business Email
Dwayne	D	Warren Esq	6/30/2020	dwayne@ci.orange.nj.us

### Chief Administrative Officer

Christopner		Hartwyk		chartwyk@ci.orange.nj.us
-------------	--	---------	--	--------------------------

### Chief Financial Officer

Joy		Lascari		<a href="mailto:joy.lascari@ci.orange.nj.us">joy.lascari@ci.orange.nj.us</a>
-----	--	---------	--	--

### Municipal Clerk

Joyce	L	Lanier		jlanier@ci.orange.nj.us
-------	---	--------	--	-------------------------

### Registered Municipal Accountant

Frank		McEnerney		FMcEnerney@odpkf.com
-------	--	-----------	--	----------------------

### Governing Body Members

First Name	Middle Name	Last Name	Term Expires	Business Email
Donna	K	Williams	6/30/2020	donnakwilliams@ci.orange.nj.us
Kerry		Coley	6/30/2018	kcoley@ci.orange.nj.us
Jamie		Summers-Johnson	6/30/2018	jsjohnson@ci.orange.nj.us
Harold		Johnson Jr	6/30/2018	hjohnson@ci.orange.nj.us
Tency	A	Eason	6/30/2018	T.Eason@ci.orange.nj.us
Christopher		Jackson	6/30/2020	cjackson726@gmail.com
Adrienne		Wooten	6/30/2020	awooten@ci.orange.nj.us

## USER FRIENDLY BUDGET SECTION - PROPERTY TAX BREAKDOWN

<u>2016 Calendar Year Property Tax Levies - ALL entities levying property taxes</u>					<u>Current Year 2017 Budget</u>		
	<u>Calendar Year</u>	<u>Calendar Year</u>	<u>% of</u>	<u>Avg Residential</u>	<u>Taxes</u>	<u>Actual/Estimated</u>	<u>Tax Levy</u>
	<u>Tax Rate</u>	<u>Tax Levy</u>	<u>Total Levy</u>	<u>Taxpayer Impact</u>			
Municipal Purpose Tax	3.229	\$41,480,699.90	67.57%	\$5,641.39	Municipal Purpose Tax	ESTIMATED	\$42,823,522.07
Municipal Library	0.037	\$479,235.09	0.78%	\$64.64	Municipal Library	ESTIMATED	\$487,070.54
Municipal Open Space			0.00%	\$0.00	Municipal Open Space		
Fire Districts (avg. rate/total levies)			0.00%	\$0.00	Fire Districts (total levies)		
Other Special Districts (total levies)			0.00%	\$0.00	Other Special Districts (total levies)		
Local School District	0.931	\$11,956,522.00	19.48%	\$1,626.55	Local School District	ESTIMATED	\$12,045,402.00
Regional School District			0.00%	\$0.00	Regional School District		
County Purposes	0.565	\$7,254,382.62	11.82%	\$987.11	County Purposes	ESTIMATED	\$7,403,797.92
County Library			0.00%	\$0.00	County Library		
County Board of Health			0.00%	\$0.00	County Board of Health		
County Open Space	0.017	\$216,349.08	0.35%	\$29.70	County Open Space	ESTIMATED	\$216,349.08
Other County Levies (total)			0.00%	\$0.00	Other County Levies (total)		
<b>Total (Calendar Year 2016 Budget)</b>	<b>4.779</b>	<b>\$61,387,188.69</b>	<b>100.00%</b>	<b>\$8,349.39</b>	<b>Total ESTIMATED amount to be raised by taxes</b>		<b>\$62,976,141.61</b>
Total Taxable Valuation as of October 1, 2016 <span style="float: right;"><u>\$1,284,813,847.00</u></span> (To be used to calculate the current year tax rate)					Revenue Anticipated, Excluding Tax Levy <span style="float: right;"><u>22,704,984.17</u></span>		
Current Year Average Residential Assessment <span style="float: right;"><u>\$174,710.00</u></span>					Budget Appropriations, before Reserve for Uncollected Taxes <span style="float: right;"><u>61,487,576.78</u></span>		
<b><u>Prior Year to Current Year Comparison</u></b>					Total Non-Municipal Tax Levy <span style="float: right;"><u>\$19,665,549.00</u></span>		
<b><u>Comparison - Municipal Purposes Tax Rate</u></b>					Amount to be Raised by Taxes - Before RUT <span style="float: right;"><u>\$58,448,141.61</u></span>		
Prior Year	Current Year	% Change (+/-)			Reserve for Uncollected Taxes (RUT) <span style="float: right;"><u>\$4,528,000.00</u></span>		
3.229	3.311	2.54%			Total Amount to be Raised by Taxes <span style="float: right;"><u>\$62,976,141.61</u></span>		
<b><u>Comparison - Municipal Purposes Tax Levy</u></b>					% of Tax Collections used to Calculate RUT <span style="float: right;"><u>92.81%</u></span>		
Prior Year	Current Year	% Change (+/-)	\$ Change (+/-)		If % used exceeds the actual collection % then reference the statutory exception used		
\$41,480,699.90	\$42,823,522.07	3.24%	\$1,342,822.17				
<b><u>Comparison - Impact on Avg. Residential Tax Payment (Municipal Purposes Only)</u></b>					<b><u>Tax Collections - ACTUAL as of Prior Year</u></b>		
Prior Year	Current Year	% Change (+/-)	\$ Change (+/-)		Total Tax Revenue, Collections CY 2016 <span style="float: right;"><u>57,673,524.00</u></span>		
\$5,641.39	\$5,784.65	2.54%	\$143.26		Total Tax Levy, CY 2016 <span style="float: right;"><u>62,059,994.00</u></span>		
					% of Taxes Collected, CY 2016 <span style="float: right;"><u>92.93%</u></span>		
					Delinquent Taxes - December 31, 2016 <span style="float: right;"><u>\$2,770,250.00</u></span>		

**USER FRIENDLY BUDGET SECTION - ANTICIPATED REVENUE SUMMARY (ALL OPERATING FUNI**

FCOA		% Difference Current vs. Prior Year	\$ Difference Current vs. Prior Year	Total Realized Revenue (Prior Year)	Total Anticipated Revenue (Current Year)	General Budget	Open Space Budget	Water / Sewer Utility
08	Surplus	41.68%	\$1,400,548.00	\$3,360,000.00	\$4,760,548.00	\$4,760,548.00		
08	Local Revenue	9.53%	\$1,250,384.82	\$13,114,800.14	\$14,365,184.96	\$4,854,248.96		\$9,510,936.00
09	State Aid (without offsetting appropriation)	-5.88%	(\$522,780.90)	\$8,895,577.90	\$8,372,797.00	\$8,372,797.00		
08	Uniform Construction Code Fees	-1.98%	(\$13,722.00)	\$693,722.00	\$680,000.00	\$680,000.00		
	<b><i>Special Revenue Items w/ Prior Written Consent</i></b>							
11	Shared Services Agreements	-91.61%	(\$45,850.00)	\$50,050.00	\$4,200.00	\$4,200.00		
08	Additional Revenue Offset by Appropriation:	#DIV/0!	\$0.00		\$0.00			
10	Public and Private Revenue	-91.03%	(\$3,128,500.42)	\$3,436,690.63	\$308,190.21	\$308,190.21		
08	Other Special Items	-71.28%	(\$186,145.78)	\$261,145.78	\$75,000.00	\$75,000.00		
15	Receipts from Delinquent Taxes	31.76%	\$879,749.79	\$2,770,250.21	\$3,650,000.00	\$3,650,000.00		
	<b><i>Amount to be raised by taxation</i></b>							
07	Local Tax for Municipal Purposes	1.70%	\$711,590.46	\$41,962,214.00	\$42,673,804.46	\$42,673,804.46		
07	Minimum Library Tax	1.64%	\$7,835.54	\$479,235.00	\$487,070.54	\$487,070.54		
54	Open Space Levy Tax	#DIV/0!	\$0.00		\$0.00			
07	Addition to Local District School Tax	1.63%	\$2,397.00	\$147,304.00	\$149,701.00	\$149,701.00		
08	Deficit General Budge	#DIV/0!	\$0.00		\$0.00			
	<b>Total</b>	<b>0.47%</b>	<b>\$355,506.51</b>	<b>\$75,170,989.66</b>	<b>\$75,526,496.17</b>	<b>\$66,015,560.17</b>	<b>\$0.00</b>	<b>\$9,510,936.00</b>

**USER FRIENDLY BUDGET SECTION - APPROPRIATIONS SUMMARY (ALL OPERATING FUNDS)**

FCOA	Budgeted Positions		% Difference Current v. Prior Year	\$ Difference Current v. Prior Year	Total Modified Appropriation for Service Type (Prior Year)	Total Appropriation for Service Type (Current Year)	General Budget	Public&Private Offsets	Open Space Budget	Water / Sewer Utility	
	Full-Time	Part-Time									
20	General Government		28.41%	\$1,288,247.00	\$4,535,091.00	\$5,823,338.00	\$5,823,338.00				
21	Land-Use Administration		23.72%	\$7,774.94	\$32,775.06	\$40,550.00	\$40,550.00				
22	Uniform Construction Code		36.53%	\$176,595.99	\$483,469.01	\$660,065.00	\$660,065.00				
23	Insurance		0.60%	\$66,000.00	\$11,071,000.00	\$11,137,000.00	\$11,137,000.00				
25	Public Safety		-0.35%	(\$80,274.24)	\$22,989,384.24	\$22,909,110.00	\$22,909,110.00				
26	Public Works		-29.19%	(\$4,827,995.15)	\$16,537,692.65	\$11,709,697.50	\$5,583,157.00	\$61,813.50		\$6,064,727.00	
27	Health and Human Services		9.33%	\$110,161.13	\$1,180,580.08	\$1,290,741.21	\$971,926.00	\$318,815.21			
28	Parks and Recreation		-35.86%	(\$772,625.00)	\$2,154,325.00	\$1,381,700.00	\$1,381,700.00				
29	Education (including Library)		-7.86%	(\$60,000.00)	\$763,000.00	\$703,000.00	\$703,000.00				
30	Unclassified		119.48%	\$11,464.63	\$9,595.37	\$21,060.00	\$21,060.00				
31	Utilities and Bulk Purchases		10.22%	\$136,500.00	\$1,335,000.00	\$1,471,500.00	\$1,471,500.00				
32	Landfill / Solid Waste Disposal		#DIV/0!	\$0.00		\$0.00					
35	Contingency		2750.00%	\$275,000.00	\$10,000.00	\$285,000.00	\$285,000.00				
36	Statutory Expenditures		3.39%	\$191,188.41	\$5,638,940.59	\$5,830,129.00	\$5,830,129.00				
37	Judgements		0.00%	\$0.00	\$100,000.00	\$100,000.00	\$100,000.00				
42	Shared Services		-88.46%	(\$32,200.00)	\$36,400.00	\$4,200.00	\$4,200.00				
43	Court and Public Defender		8.48%	\$79,793.00	\$940,407.00	\$1,020,200.00	\$1,020,200.00				
44	Capital		-37.38%	(\$200,000.00)	\$535,000.00	\$335,000.00	\$335,000.00				
45	Debt		-1.40%	(\$63,345.00)	\$4,526,774.00	\$4,463,429.00	\$1,835,791.00			\$2,627,638.00	
46	Deferred Charges		56.58%	\$534,062.52	\$943,932.55	\$1,477,995.07	\$659,424.07			\$818,571.00	
48	Debt - Type 1 School District		0.48%	\$1,595.00	\$333,203.00	\$334,798.00	\$334,798.00				
50	Reserve for Uncollected Taxes		4.59%	\$198,668.61	\$4,329,331.39	\$4,528,000.00	\$4,528,000.00				
55	Surplus General Budget		#DIV/0!	\$0.00		\$0.00					
Total		0.00	0.00	-3.77%	(\$2,959,388.16)	\$78,485,900.94	\$75,526,512.78	\$65,634,948.07	\$380,628.71	\$0.00	\$9,510,936.00





**ASSESSED PROPERTY VALUATIONS - EXEMPT PROPERTY - PROPERTY TAX APPEAL DATA**

<b>Property Tax Assessments - Taxable Properties (October 1, 2016 Value)</b>				<b>Property Tax Assessments - Exempt Properties (October 1, 2016 Value)</b>				
	# of Parcels	Assessed Value	% of Total		# of Parcels	Assessed Value	% of Total	
1 Vacant Land	224	\$11,278,500.00	0.88%	15A Public Schools	37	\$106,651,872.00	23.73%	
2 Residential	4,102	\$717,498,000.00	55.78%	15B Other Schools	5	\$9,328,500.00	2.08%	
3A/3B Farm	0		0.00%	15C Public Property	125	\$101,787,500.00	22.65%	
4A Commercial	573	\$262,014,400.00	20.37%	15D Church and Charities	67	\$72,252,200.00	16.08%	
4B Industrial	52	\$43,484,000.00	3.38%	15E Cemeteries & Graveyards	4	\$17,462,700.00	3.89%	
4C Apartments	157	\$249,627,500.00	19.41%	15F Other Exempt	42	\$141,898,800.00	31.58%	
5A/5B Railroad	23		0.00%					
6A/6B Business Personal Property	1	\$2,412,145.00	0.19%					
<b>Total</b>	<b>5,132</b>	<b>\$1,286,314,545.00</b>	<b>100.00%</b>	<b>Total</b>	<b>280</b>	<b>\$449,381,572.00</b>	<b>100.00%</b>	
Average Ratio (%), Assessed to True Value				87.91%	Percentage of Exempt vs. Non-Exempt Properties			34.94%
Equalized Valuation, Taxable Properties				\$1,463,217,546.35				
Total # of property tax appeals filed in 2016		County Tax Board	255.00					
		State Tax Court	193.00					
Number of 2016 County Tax Board decisions appealed to Tax Court			60.00					
Number of pending property tax appeals in State Tax Court			486.00					
Amount paid out by municipality for tax appeals in 2016			\$509,867.85					

<b>Prior Budget Year's Payments in Lieu of Tax (PILOT) - 5 Year Exemptions/Abatements</b>				
	# of Parcels	PILOT Billing/Revenue	Assessed Value	Taxes if Billed in Full 2016 Total Tax Rate
G Commercial/Industrial Exemption				
I Dwelling Exemption				
J Dwelling Abatement				
K New Dwelling/Conversion Exemption				
L New Dwelling/Conversion Abatement	6		\$717,100.00	\$34,277.38
N Multiple Dwelling Exemption				
O Multiple Dwelling Abatement				
<b>Total 5 Yr Exemptions/Abatements</b>	<b>6</b>	<b>0.00</b>	<b>717,100.00</b>	<b>34,277.38</b>



**USER FRIENDLY BUDGET SECTION  
BUDGETED PERSONNEL COSTS**

Organization / Individuals Eligible for Benefit	# of Full-Time Employees	# of Part-Time Employees	Total Personnel Cost	Base Pay	Overtime and other Compensation	Pension (Estimate)	Health Benefits Net of Cost Share	Employment Taxes and Other Benefits
Governing Body		9.00	348,319.00	\$290,000.00		\$36,134.00		\$22,185.00
Supervisory Staff (Department Heads & Managers)	24.00		2,392,767.32	\$1,788,751.89		\$222,878.49	\$244,297.42	\$136,839.52
Police Officers (Including Superior Officers)	106.00		16,640,026.16	\$10,782,979.03	\$1,609,300.00	\$2,767,990.72	\$1,323,403.22	\$156,353.20
Fire Fighters (Including Superior Officers)	143.00		11,257,909.79	\$7,238,457.58	\$438,000.00	\$1,858,112.06	\$1,169,598.14	\$553,742.00
All Other Union Employees not listed above	97.00	7.00	7,622,207.44	\$5,018,310.22	\$248,622.63	\$625,281.45	\$1,346,092.40	\$383,900.73
All Other Non-Union Employees not listed above	37.00	194.00	4,498,799.81	\$3,566,778.65		\$444,420.62	\$214,741.97	\$272,858.57
<b>Totals</b>	<b>407.00</b>	<b>210.00</b>	<b>42,760,029.51</b>	<b>\$28,685,277.37</b>	<b>\$2,295,922.63</b>	<b>\$5,954,817.34</b>	<b>\$4,298,133.15</b>	<b>\$1,525,879.02</b>

Is the Local Government required to comply with NJSA 11A **(Civil Service)**? - YES or NO

**YES**

Note - **Base Pay** is the annualized rate of pay to which overtime (if eligible) and/or pension is calculated. Either calculation is fine at the discretion of the Local Unit. Overtime and other compensation is any other item that is charged as a salary and wage expense but not included in Base Pay.

**USER FRIENDLY BUDGET SECTION - HEALTH BENEFITS**

	<b>Current Year # of Covered Members (Medical &amp; Rx)</b>	<b>Current Year Annual Cost Estimate per Employee</b>	<b>Total Current Year Cost</b>	<b>Prior Year # of Covered Members (Medical &amp; Rx)</b>	<b>Prior Year Annual Cost per Employee (Average)</b>	<b>Total Prior Year Cost</b>
<b>Active Employees - Health Benefits - Annual Cost</b>						
Single Coverage	89.00	\$10,510.69	\$935,451.41	104.00	\$8,413.19	\$874,971.76
Parent & Child	23.00	\$21,060.53	\$484,392.19	71.00	\$19,826.00	\$1,407,646.00
Employee & Spouse (or Partner)	62.00	\$20,188.77	\$1,251,703.74	22.00	\$23,150.00	\$509,300.00
Family	110.00	\$32,783.71	\$3,606,208.10	91.00	\$31,831.37	\$2,896,654.67
Employee Cost Sharing Contribution (enter as negative - )			(\$1,413,868.38)			(\$1,280,222.83)
<b>Subtotal</b>	<b>284.00</b>		<b>\$4,863,887.06</b>	<b>288.00</b>		<b>\$4,408,349.60</b>
<b>Elected Officials - Health Benefits - Annual Cost</b>						
Single Coverage			\$0.00			\$0.00
Parent & Child			\$0.00			\$0.00
Employee & Spouse (or Partner)			\$0.00			\$0.00
Family			\$0.00	1	\$31,775.28	\$31,775.28
Employee Cost Sharing Contribution (enter as negative - )						(\$953.26)
<b>Subtotal</b>	<b>0.00</b>		<b>\$0.00</b>	<b>1.00</b>		<b>\$30,822.02</b>
<b>Retirees - Health Benefits - Annual Cost</b>						
Single Coverage	74	\$8,703.36	\$644,048.64	74	\$8,541.52	\$632,072.48
Parent & Child	10	\$20,307.12	\$203,071.20	9	\$8,629.16	\$77,662.44
Employee & Spouse (or Partner)	99	\$19,071.96	\$1,888,124.04	94	\$19,226.52	\$1,807,292.88
Family	40	\$37,039.32	\$1,481,572.80	42	\$35,461.39	\$1,489,378.38
Employee Cost Sharing Contribution (enter as negative - )						
<b>Subtotal</b>	<b>223.00</b>		<b>\$4,216,816.68</b>	<b>219.00</b>		<b>\$4,006,406.18</b>
<b>GRAND TOTAL</b>	<b>507.00</b>		<b>\$9,080,703.74</b>	<b>508.00</b>		<b>\$8,445,577.80</b>

Note - other health insurances such as dental and vision are not included in this analysis unless included in the employees total premium. Therefore, the total from this sheet may not agree with the budgeted appropriation.

**Is medical coverage provided by the SHBP (Yes or No)?**

**NO**

**Is prescription drug coverage provided by the SHBP (Yes or No)?**

**NO**



**USER FRIENDLY BUDGET SECTION - OUTSTANDING DEBT; PER CAPITA AND BUDGET IMPACT**

			Current Year	2018	2019	All Additional Future
Gross Debt	Deductions	Net Debt	Budget	Budget	Budget	Years' Budgets
Local School Debt	\$321,921.00	\$321,921.00	\$0.00			
Regional School Debt			\$0.00			
Utility Fund Debt						
Water / Sewer	\$25,850,883.03	\$894,028.43	\$24,956,854.60			
0			\$0.00			
0			\$0.00			
0			\$0.00			
0			\$0.00			
0			\$0.00			
<u>Municipal Purposes</u>						
Debt Authorized	\$11,452,246.00		\$11,452,246.00			
Notes Outstanding			\$0.00			
Bonds Outstanding	\$1,733,079.00		\$1,733,079.00			
Loans and Other Debt	\$1,344,280.30	\$4,225.00	\$1,340,055.30			
<b>Total (Current Year)</b>	<b>\$40,702,409.33</b>	<b>\$1,220,174.43</b>	<b>\$39,482,234.90</b>			
Population (2010 census)	<u>32,868</u>					
Per Capita Gross Debt	<u>\$1,238.36</u>					
Per Capita Net Debt	<u>\$1,201.24</u>					
3 Yr. Average Property Valuation		<u>\$1,440,438,913.67</u>				
Net Debt as % of 3 Year Avg Property Valuation		<u>2.74%</u>				
Utility Fund - Principal			\$1,608,010.02	\$1,688,761.23	\$1,779,211.96	\$19,274,618.82
Utility Fund - Interest			\$989,627.50	\$446,812.50	\$437,562.50	\$3,845,624.38
Bond Anticipation Notes - Principal			\$325,000.00			
Bond Anticipation Notes - Interest			\$134,459.59			
Bonds - Principal			\$1,340,000.00	\$360,000.00	\$355,000.00	\$0.00
Bonds - Interest			\$811,120.00	\$27,885.00	\$13,845.00	\$0.00
Loans & Other Debt - Principal			\$250,025.86	\$183,313.26	\$189,687.35	\$721,253.83
Loans & Other Debt - Interest			\$14,438.93	\$8,619.48	\$5,286.13	\$7,021.18
<b>Total</b>			<b>\$5,472,681.90</b>	<b>\$2,715,391.47</b>	<b>\$2,780,592.94</b>	<b>\$23,848,518.21</b>
Total Principal			\$3,523,035.88	\$2,232,074.49	\$2,323,899.31	\$19,995,872.65
Total Interest			\$1,949,646.02	\$483,316.98	\$456,693.63	\$3,852,645.56
% of Total Current Year Budget			7.25%			
Description	Debt Not Listed Above					
Total Guarantees - Governmental						
Total Guarantees - Other						
Total Capital/Equipment Leases						
Total Other						
<u>Bond Rating</u>	<u>Moody's</u>	<u>Standard &amp; Poors</u>	<u>Fitch</u>			
Rating		A-				
Year of Last Rating		2014				
<b>Mark "X" if Municipality has no bond rating</b>						







**USER FRIENDLY BUDGET SECTION - Notes**

(Press ALT-Enter to go to a new line in each cell)
